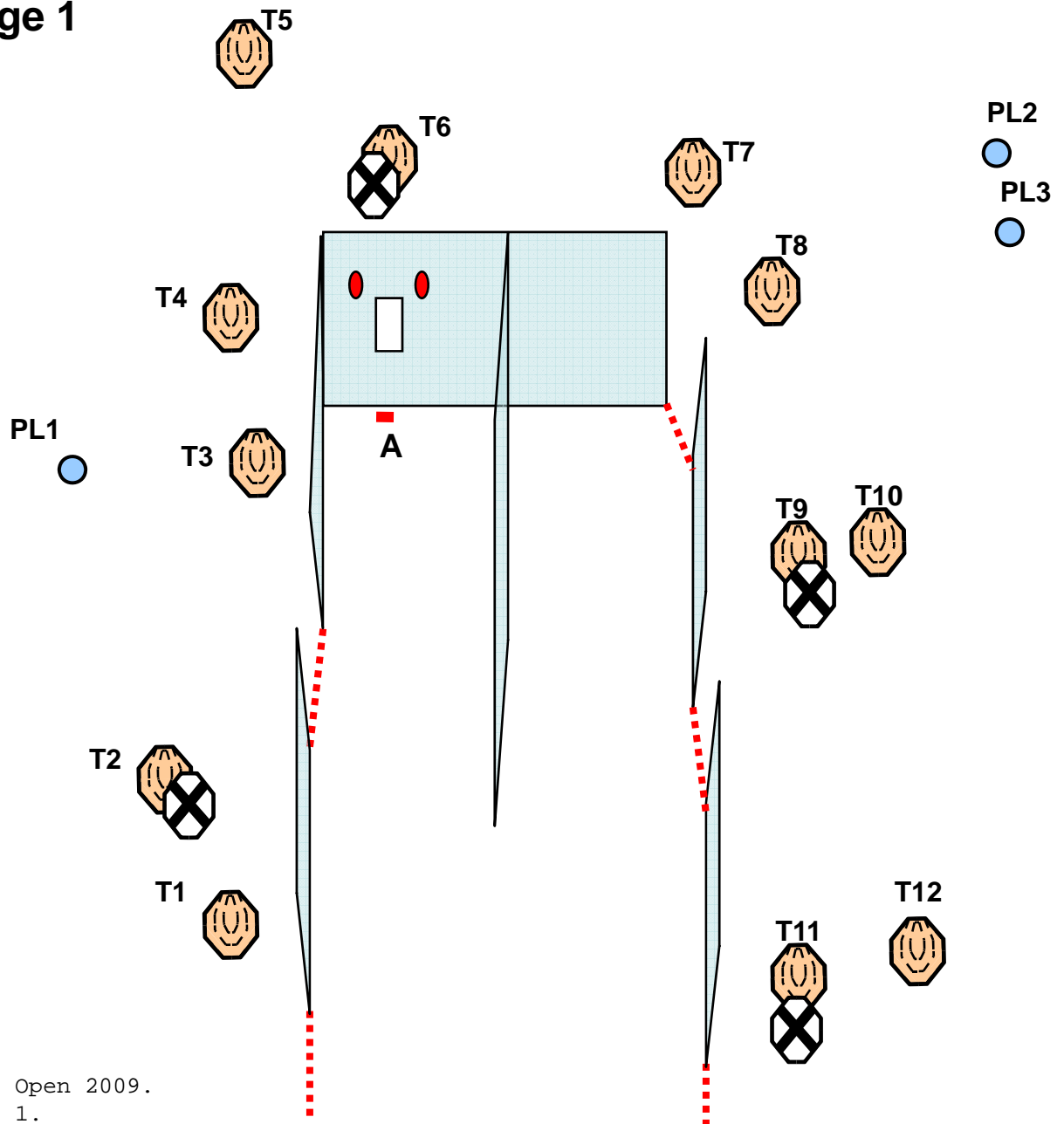


## Stage 1



Kaunas Open 2009.

STAGE: 1.

COURSE: Long.

SCORING: Comstock.

TARGETS: IPSCT 12; pl 3; NST 4.

MIN RNDS: 27.

MAX PTS: 135.

START PSITION: Standing relaxed position at A facing down range, hands on the marks, feet touching the wood.

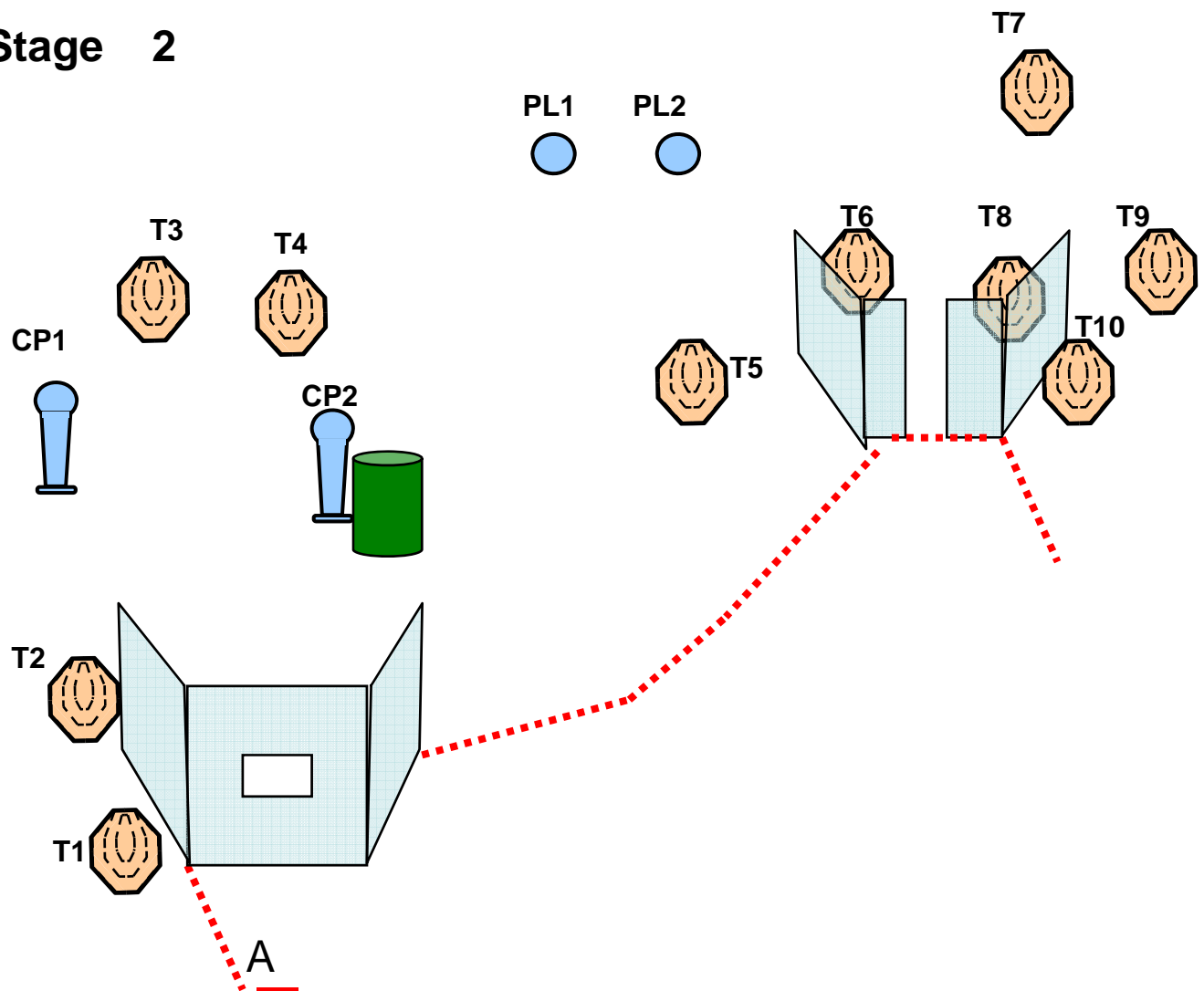
Gun condition: loaded and holstered.

Start/ stop: Audible signal/ last shot.

Penalty: per the current edition IPSC Rule Book.

Procedure: After start signal shoot freestyle any order from the marked area

## Stage 2



Kaunas Open 2009.

STAGE: 2.

COURSE: Long.

SCORING: Comstock.

TARGETS: IPSCT 10; CP 2; PL 2.

MIN RNDs: 24.

MAX PTS: 120.

START PSITION: Standing relaxed position at A facing down range, hands relaxed at sides, heels touching the wood.

Gun condition: loaded and holstered.

Start/ stop: Audible signal/ last shot.

Penalty: per the current edition IPSC Rule Book.

Procedure: After start signal shoot freestyle any order from the marked area

**Figure 3**

The diagram illustrates a 3D network of interconnected volumes. The network is composed of several light blue rectangular blocks of varying sizes and orientations, connected by red dashed lines. The blocks are labeled with black text: T1, T2, T3, T4, T5, T6, T7, T8, T9, T10, T11, T12, T13, T14, T15, and T16. Some blocks are marked with a black 'X' (T6, T9, T15). T1 is a green cylinder. The blocks are arranged in a complex, non-linear fashion, with some blocks being larger than others. The red dashed lines represent connections between the blocks, forming a network structure. The label 'A' is at the bottom left, indicating a specific point or region in the network.

STAGE: 3.

SCORING: Comstock.

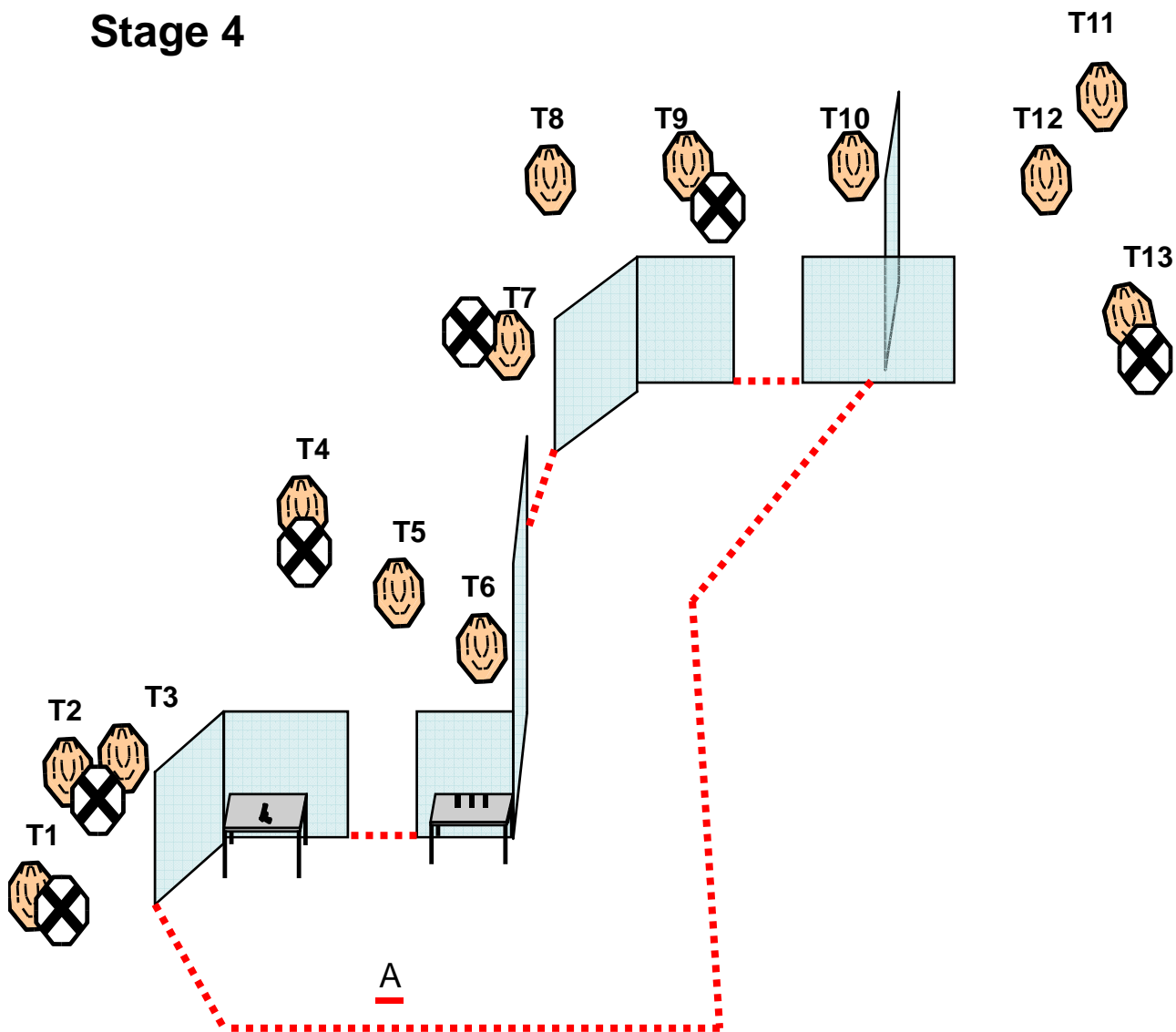
MIN RNDs: 32.

START PSITION: Standing relaxed position at A facing down range, hands relaxed at sides, heels touching the wood.

Start/ stop: Audible signal/ last shot.

Procedure: After start signal shoot freestyle any order from the marked area

## Stage 4



Kaunas Open 2009.

STAGE: 4.

COURSE: Long.

SCORING: Comstock.

TARGETS: IPSCT 13; NST 6.

MIN RNDs: 26.

MAX PTS: 130.

START PSITION: Standing relaxed position at A facing down range, hands relaxed at sides, heels touching the wood.

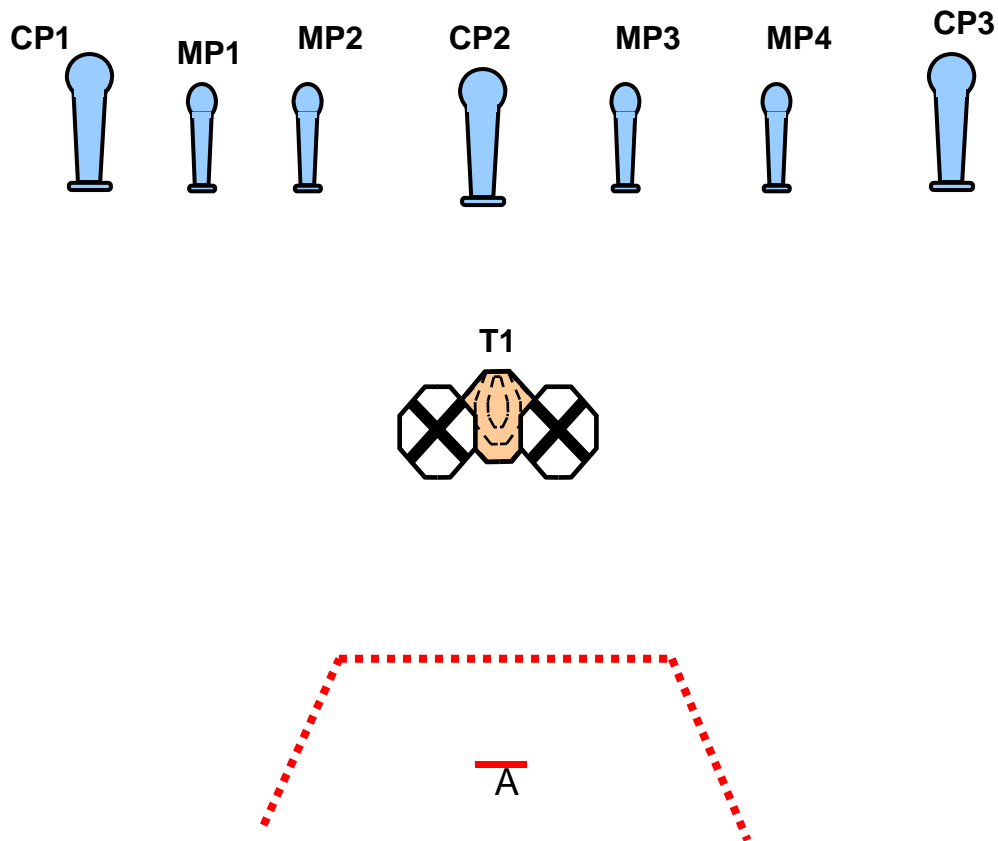
Gun condition: Gun totally empty is lying on one of the table, all usable magazines - on other table.

Start/ stop: Audible signal/ last shot.

Penalty: per the current edition IPSC Rule Book.

Procedure: After start signal shoot freestyle any order from the marked area

## Stage 5



Kaunas Open 2009.

STAGE: 5.

COURSE: Short.

SCORING: Comstock.

TARGETS: IPSCT 1; CP 3; MP 4; NST 2.

MIN RNDS: 9.

MAX PTS: 45.

Start position: Standing relaxed position at A facing down range, hands relaxed at sides, heels touching the wood.

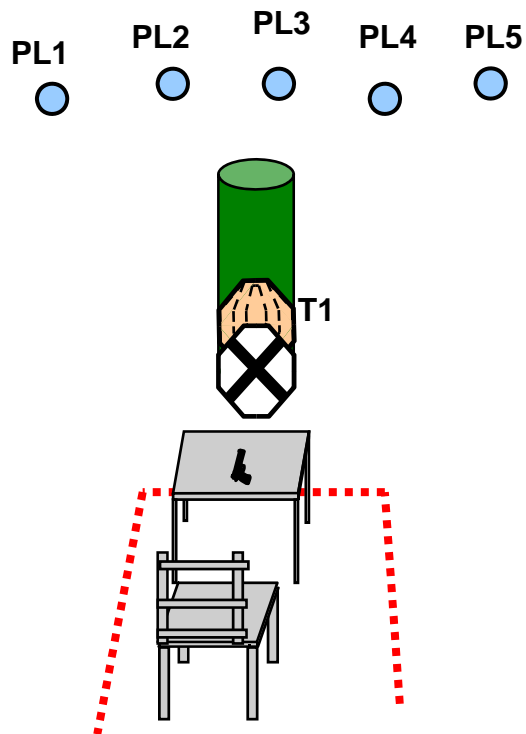
Gun condition: holstered ready condition

Start/ stop: Audible signal/ last shot

Penalty: As per current IPSC rules

Procedure: After start signal shoot freestyle any order from the marked area.

## Stage 6



Kaunas Open 2009.

STAGE: 12.

COURSE: Short.

SCORING: Comstock.

TARGETS: IPSCT 1; PL 5; NST 1.

MIN RNDS: 7.

MAX PTS: 35.

Start position: Sitting on a chair facing down range, hands relaxed at sides.

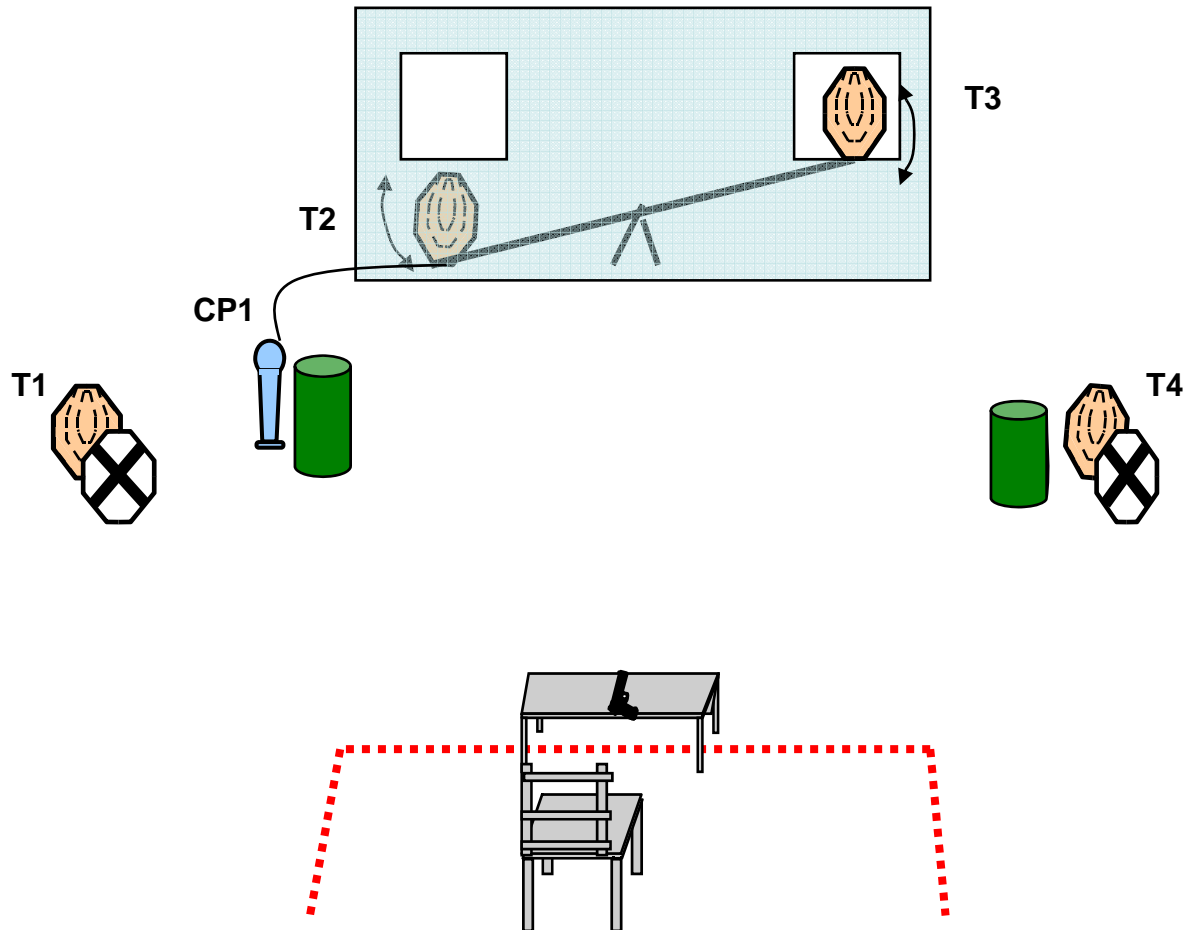
Gun condition: loaded is lie on the table pointing downrange.

Start/ stop: Audible signal/ last shot

Penalty: As per current IPSC rules

Procedure: After start signal shoot freestyle any order from the marked area.

## Stage 7



Kaunas Open 2009

STAGE: 7

COURSE: Medium.

SCORING: Comstock.

TARGETS: IPSCT 4; CP 1; NST 2.

MIN RNDs: 10.

MAX PTS: 50.

Start position: Sitting on a chair facing down range, hands relaxed at sides.

Gun condition: loaded is lie on the table pointing downrange.

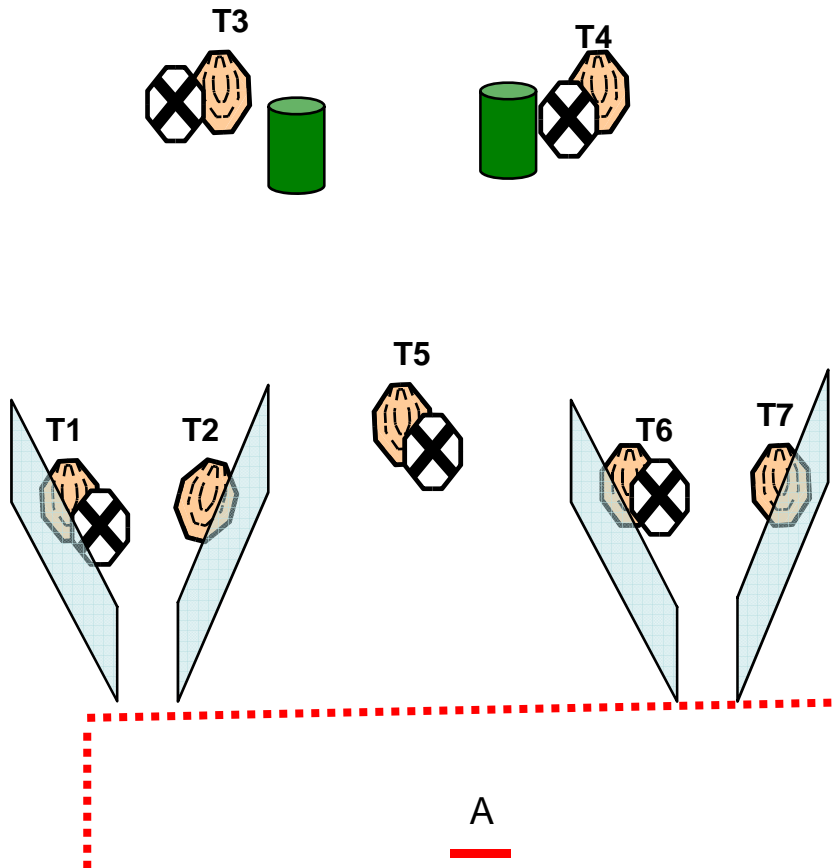
Start/ stop: Audible signal/ last shot.

Penalty: As per current IPSC rules.

Procedure: After start signal shoot freestyle any order from the marked area.

Special equipment: CP 1 activate T2 and T3 bobbing targets. Bobbing targets stay visible in their final position.

## Stage 8



Kaunas Open 2009.

STAGE: 8.

COURSE: Medium.

SCORING: Comstock.

TARGETS: IPSCT 7; NST 5.

MIN RNDs: 14.

MAX PTS: 70.

START POSITION: Standing relaxed position at A facing down range, both hands relaxed at sides.

Gun condition: holstered ready condition.

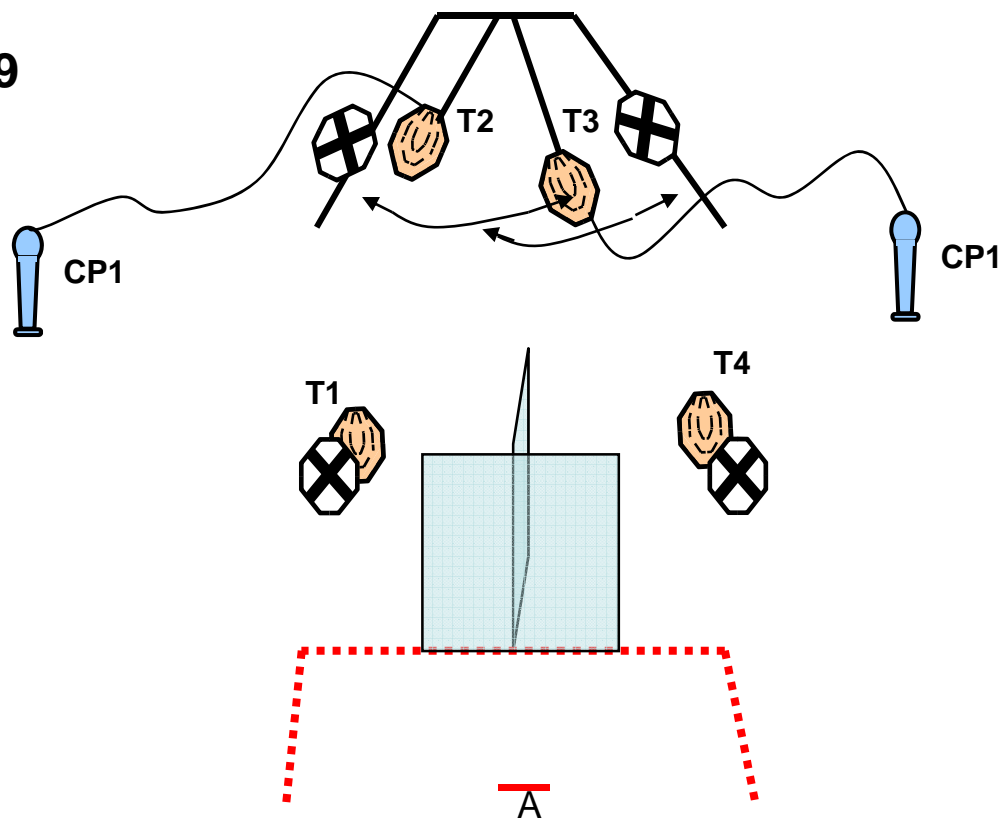
Start/ stop: Audible signal/ last shot.

Penalty: As per current IPSC rules.

Procedure: After start signal shoot freestyle any order from the marked area.



## Stage 9



Kaunas Open 2009

STAGE: 9.

COURSE: Medium.

SCORING: Comstock.

TARGETS: IPSCT 4; CP 2; NST 4.

MIN RNDs: 10.

MAX PTS: 50.

Start position: Standing relaxed position at A facing down range, hands relaxed at sides, heels touching the wood.

Gun condition: loaded and holstered.

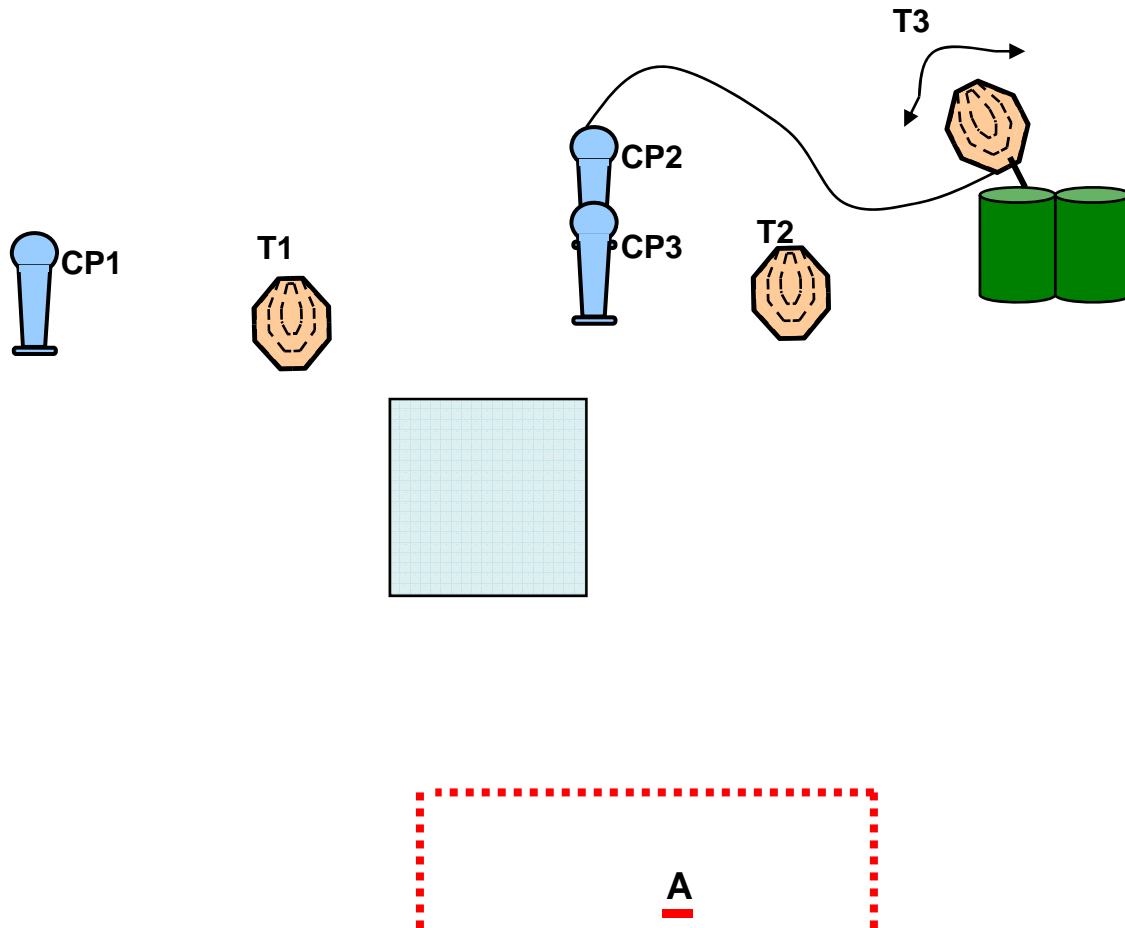
Start/ stop: Audible signal/ last shot.

Penalty: As per current IPSC rules.

Procedure: After start signal shoot freestyle any order from the marked area.

Special equipment: CP 1 activate T2 and CP2 activate T3 bobbing targets. Bobbing targets stay visible in their final position.

## Stage 10



Kaunas Open 2009.

STAGE: 10.

COURSE: Short.

SCORING: Comstock.

TARGETS: IPSCT 3; CP 3.

MIN RNDS: 9.

MAX PTS: 45.

Start position: Standing relaxed position at A facing down range, hands relaxed at sides, heels touching the wood.

Gun condition: holstered ready condition

Start/ stop: Audible signal/ last shot

Penalty: As per current IPSC rules

Procedure: After start signal shoot freestyle any order from the marked area

Special equipment: CP 1 activate T3 bobbing target. Bobbing target stay visible in their final position.



# IPSC CLASSIFIER - STAGE: CLC-05

The International Practical Shooting Confederation - P.O. Box 972 Oakville, Ontario, Canada L6J 9Z9  
Tel: (905) 849-6960 - fax: (905) 842-4323

**Course of Fire Type:** Short Classifier Stage

**Stage Procedure:**

On the signal, draw, and shoot the targets in any order from Area A.

**Gun condition: loaded and holstered**

**Scoring:**

Comstock

**Targets:**

3 Classic, 2 Classic Poppers

**Possible Points:**

40

**Minimum Rounds:**

8

**Start Position:**

Standing relaxed in Area A facing down range. Both hands relaxed by sides.

**Start:**

On audible signal

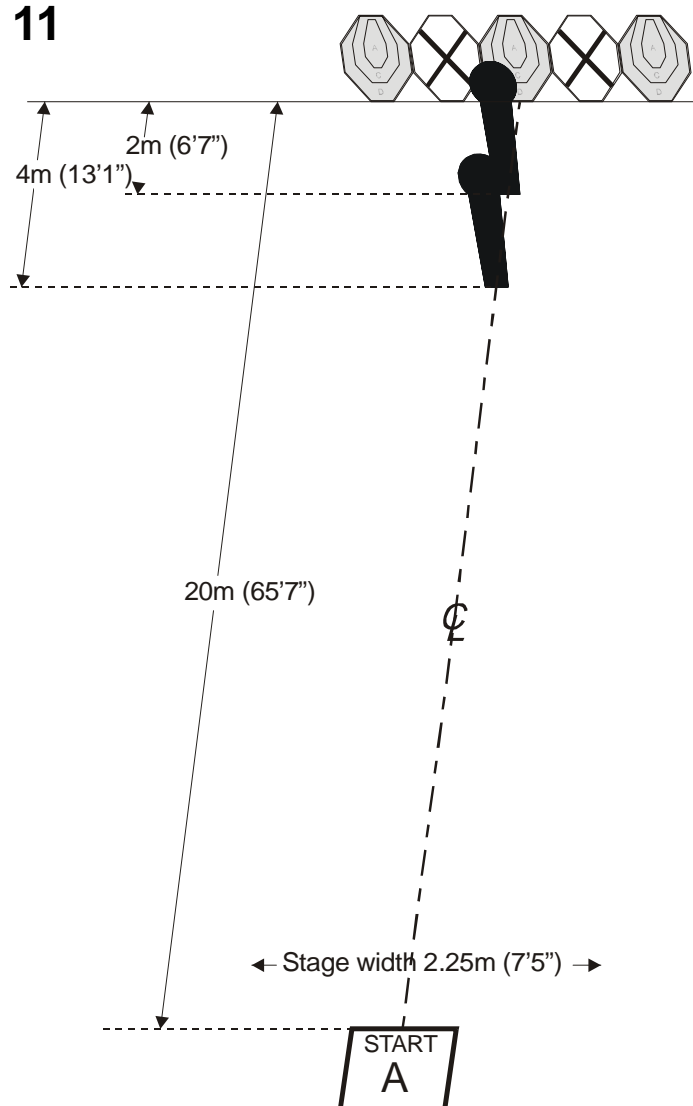
**Stop:**

Last shot

**Penalties:**

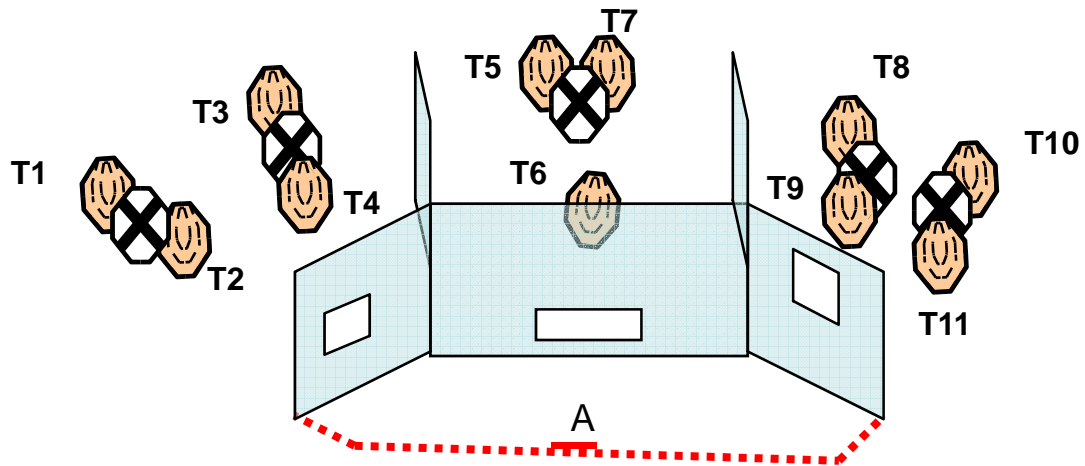
As per current edition IPSC rules

## Stage 11



**Setup Notes:** Set paper targets to 1.52m (5 feet) to the top of the targets. Area A is 1m(3'3") by 1m(3'3").

## Stage 12



Kaunas Open 2009

STAGE : 12.

COURSE: Long.

SCORING: Comstock.

TARGETS: IPSCT 11; NST 5.

MIN RNDs: 22.

MAX PTS: 110.

Start position: Standing relaxed position at A, hands relaxed at sides, heels touching the wood.

Gun condition: holstered ready condition.

Start/ stop: Audible signal/ last shot.

Penalty: As per current IPSC rules.

Procedure: After start signal shoot freestyle any order from the marked area.



# IPSC CLASSIFIER - STAGE: CLC-19

The International Practical Shooting Confederation - P.O. Box 972 Oakville, Ontario, Canada L6J 9Z9  
Tel: (905) 849-6960 - fax: (905) 842-4323

**Course of Fire Type:** Long Classifier Stage

## Stage Procedure:

On start signal, from Area A, shoot **only** T3 with six rounds, then perform a mandatory reload and from Area A shoot **only** T2 with six rounds, then perform a mandatory reload and shoot **only** T1 with six rounds, strong hand only.

Note: 6 rounds each is for classifier purpose **only**. This is not acceptable for normal course design.

**Gun condition:** loaded and holstered

**Scoring:** Comstock

**Targets:** 3 Classic

**Possible Points:** 90

**Minimum Rounds:** 18

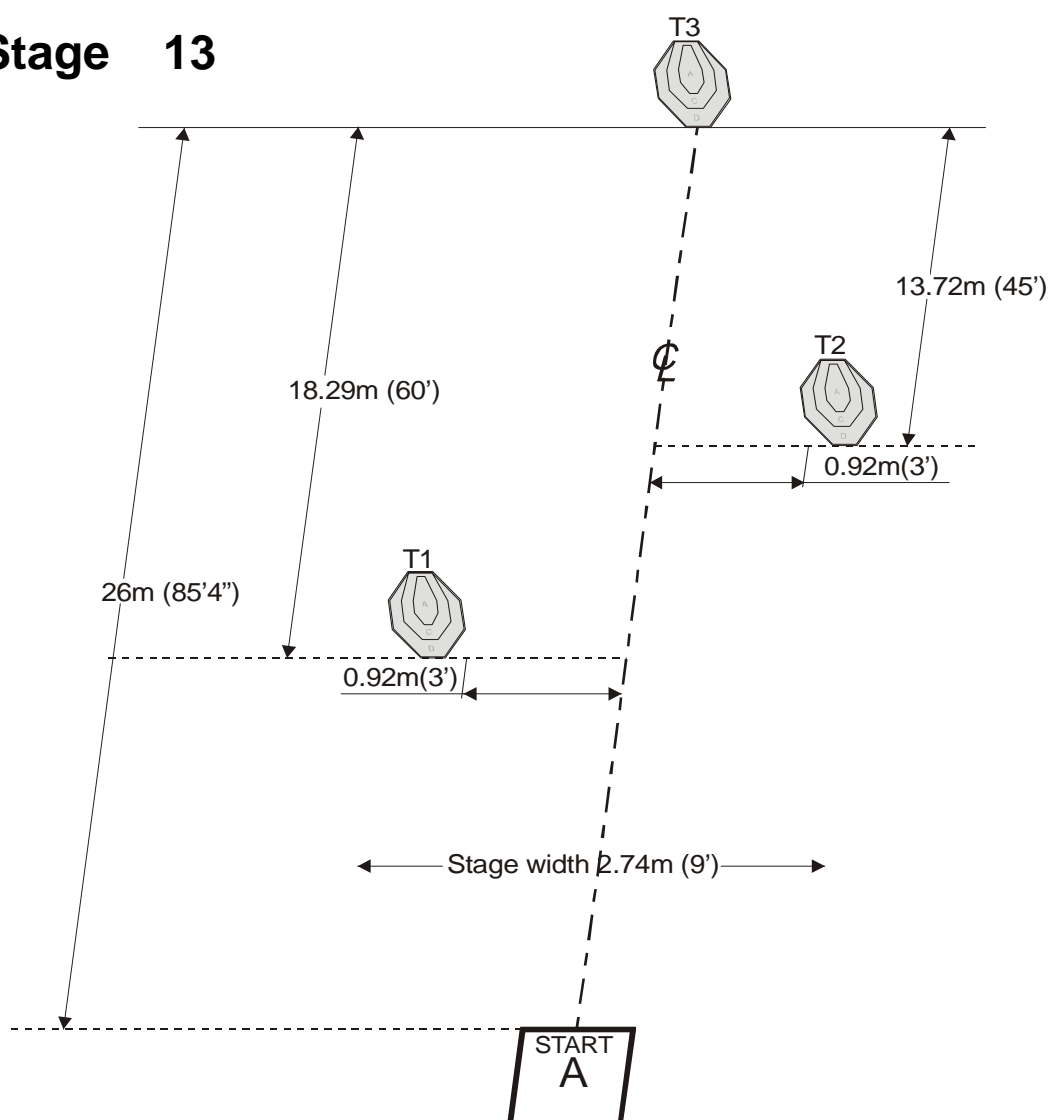
**Start Position:** Standing relaxed in Box A facing targets with both wrists above respective shoulders.

**Start:** On audible signal

**Stop:** Last shot


**Penalties:** As per current edition IPSC rules

## Stage 13



**SETUP NOTES:** Set paper targets to 1.52m (5 feet) to top of targets. Area A is 0.92m(3') by 0.92m(3').

## Stage 14



Kaunas Open 2009.

STAGE: 14.

COURSE: Short.

SCORING: Comstock.

TARGETS: IPSCT 2; CP 1; PL 2; NST 2.

MIN RNDs: 7.

MAX PTS: 40.

Start position: Standing relaxed position at A facing down range, hands relaxed at sides, heels touching the wood.

Gun condition: holstered ready condition

Start/ stop: Audible signal/ last shot

Penalty: As per current IPSC rules

Procedure: After start signal shoot freestyle any order from the marked area

Special equipment: CP 1 activate T1 bobbing target. Bobbing target stay visible in their final position. PT on the supports is metal no-shoots.

**KAUNAS OPEN 2009**

Date: 2009-06-20

All stages:

minimum rounds	223
IPSC Targets	90
Classic Poppers	14
Mini Poppers	4
Plates	12

Exposition: IPSC Targets:



Classic Poppers



Mini Poppers



Plates

