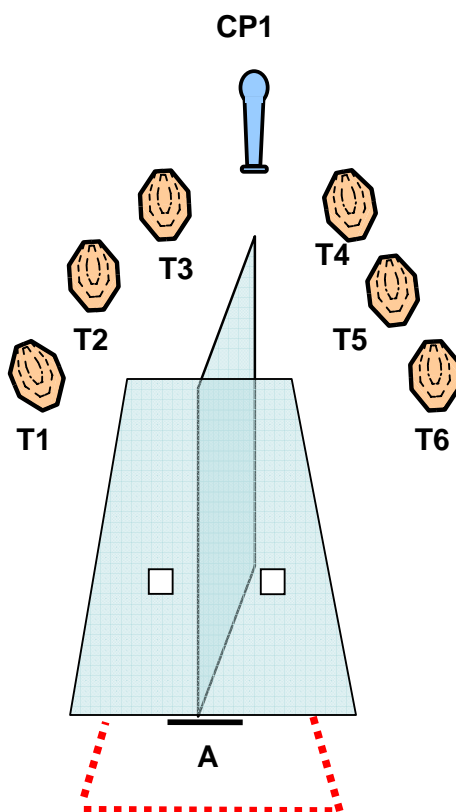


VILNIUS OPEN 2008



VILNIUS OPEN 2008

STAGE #: 1;

COURSE: Medium Course

SCORING: Comstock

TARGETS: CT 6; CP 1

MIN RNDS: 13

MAX PTS: 65

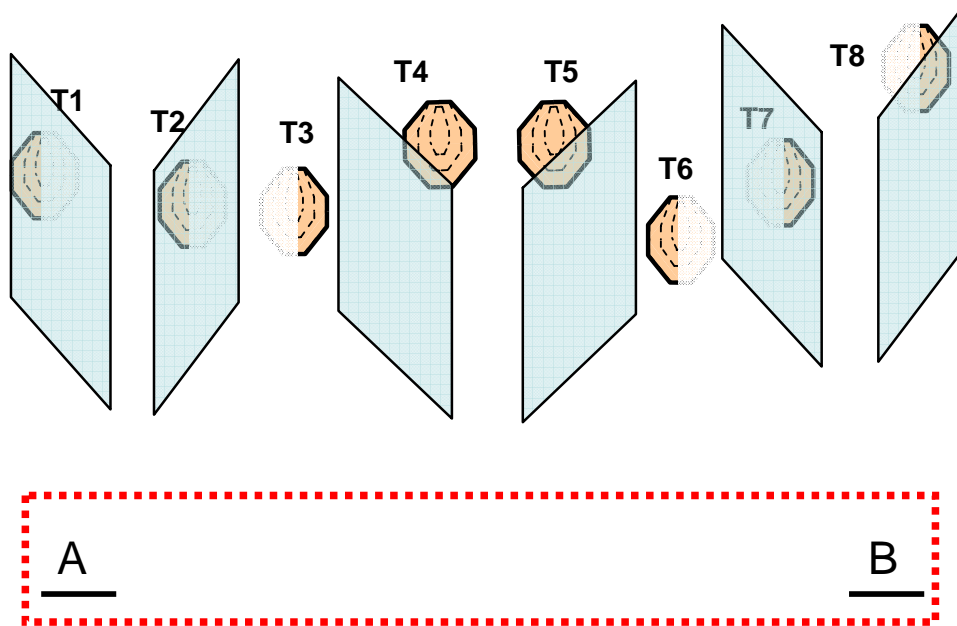
START POSITION: Standing erect at A facing downrange, both feet touching the marks, both hands hanging naturally by the sides.

GUN CONDITION: Gun loaded and holstered.

START/STOP: Audible signal/ last shot.

PENALTY: as per the current edition IPSC Rule Book.

PROCEDURE: After start signal shoot freestyle any order from the marked area.



VILNIUS OPEN 2008

STAGE #: 2;

COURSE: Long Course

SCORING: Comstock

TARGETS: CT 8

MIN RNDs: 16

MAX PTS: 80

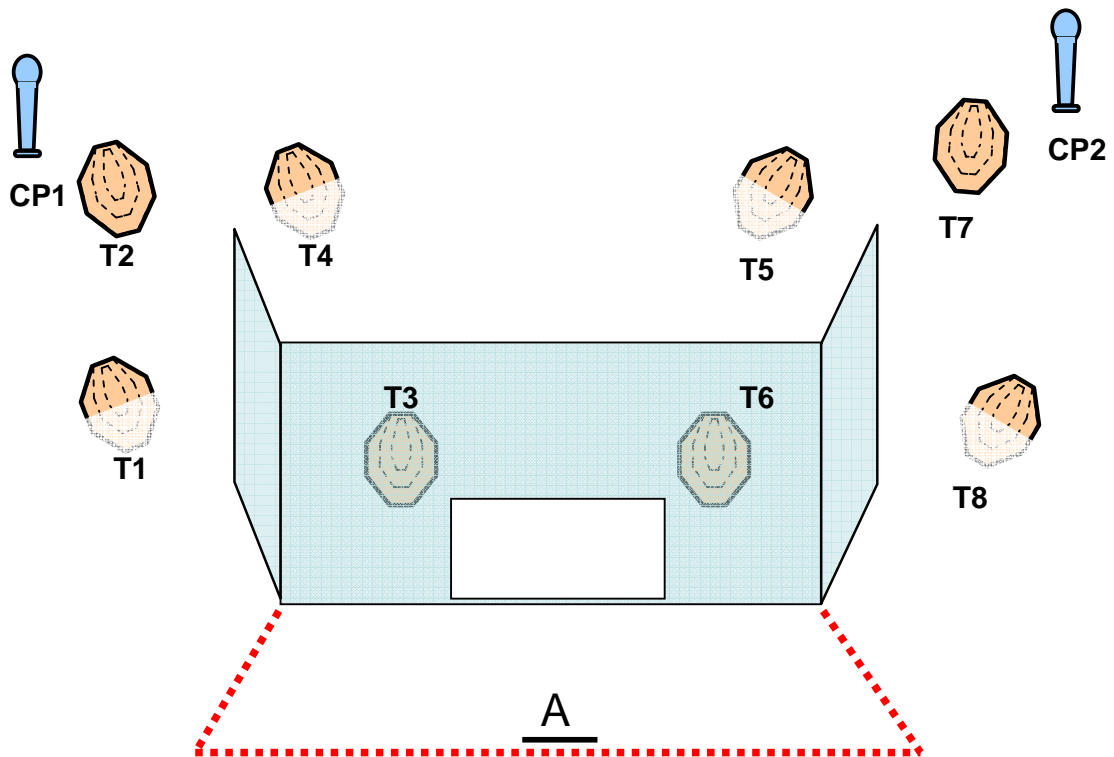
START POSITION: Standing erect at A or B facing downrange, both heels touching the marks, both hands hanging naturally by the sides.

GUN CONDITION: Gun loaded and holstered.

START/ STOP: Audible signal/ last shot.

PENALTY: as per the current edition IPSC Rule Book.

PROCEDURE: After start signal shoot freestyle any order from the marked area.



VILNIUS OPEN 2008

STAGE #: 3;

COURSE: Long Course

SCORING: Comstock

TARGETS: CT 8, CP 2

MIN RNDS: 18

MAX PTS: 90

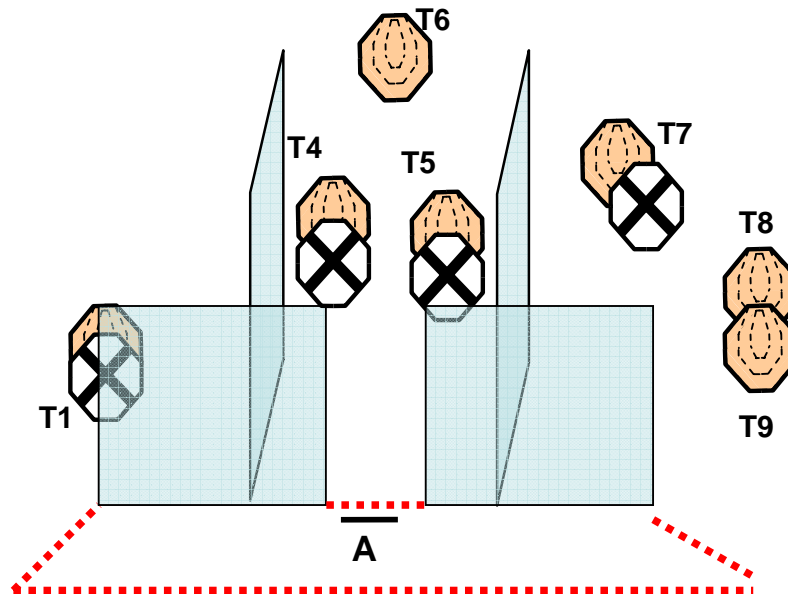
START PSITION: Standing erect at A facing downrange, , both heels touching the marks, both hands hanging naturally by the sides.

GUN CONDITION: Gun is totally empty and holstered. All magazines are on the belt.

START/ STOP: Audible signal/ last shot.

PENALTY: as per the current edition IPSC Rule Book.

PROCEDURE: After start signal shoot freestyle any order from the marked area.



VILNIUS OPEN 2008

STAGE #: 4;

COURSE: Long Course

SCORING: Comstock

TARGETS: CT 9, N/S 4

MIN RNDS: 18

MAX PTS: 90

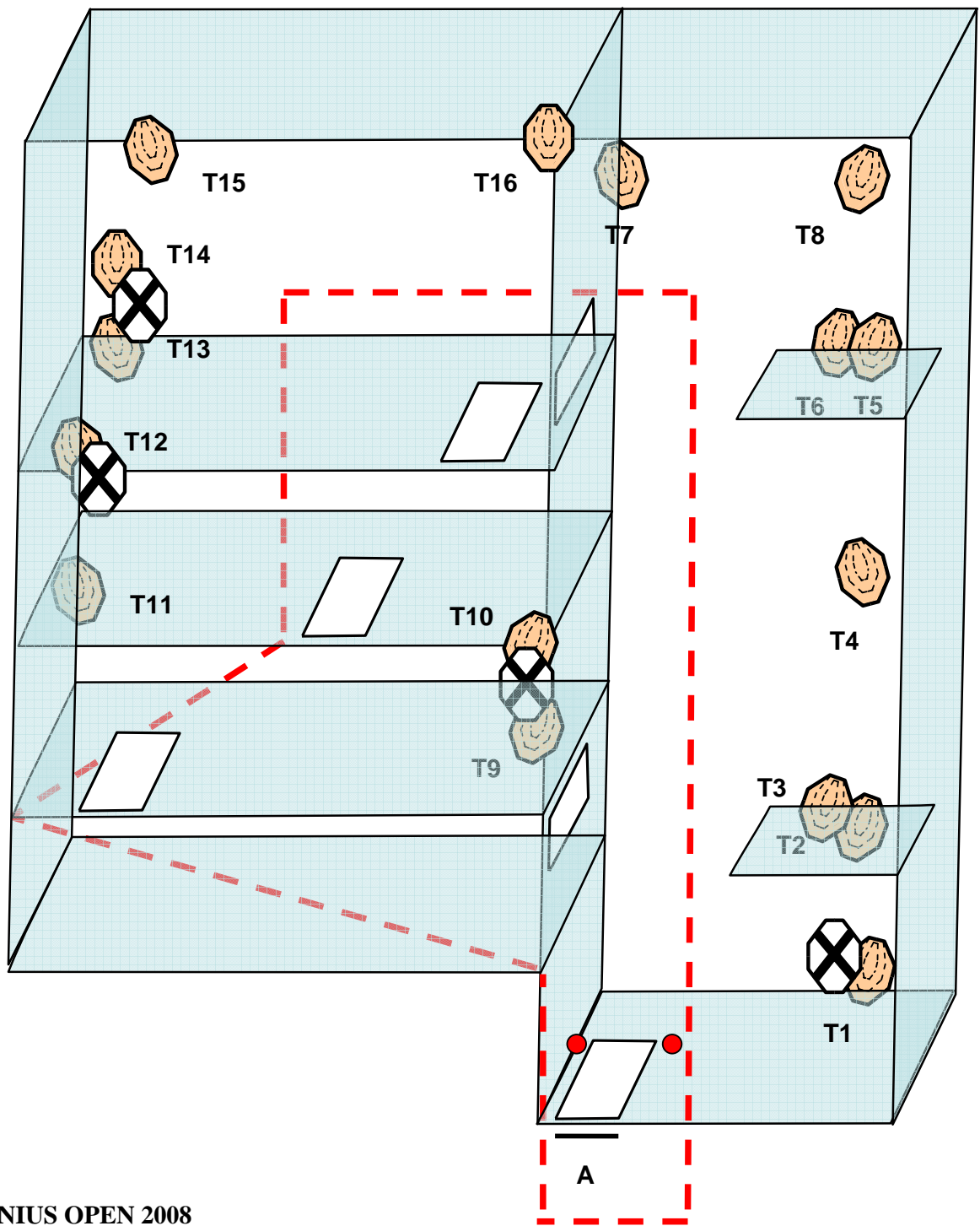
START PSITION: Standing erect at A facing downrange, both hands hanging naturally by the sides.

GUN CONDITION: Gun loaded with chamber empty, hammer down and holstered.

START/ STOP: Audible signal/ last shot.

PENALTY: as per the current edition IPSC Rule Book.

PROCEDURE: After start signal shoot freestyle any order from the marked area.



VILNIUS OPEN 2008

STAGE #: 5

COURSE: Long Course

SCORING: Comstock

TARGETS: CT 16, N/S 4

MIN RND: 32

MAX PTS: 160

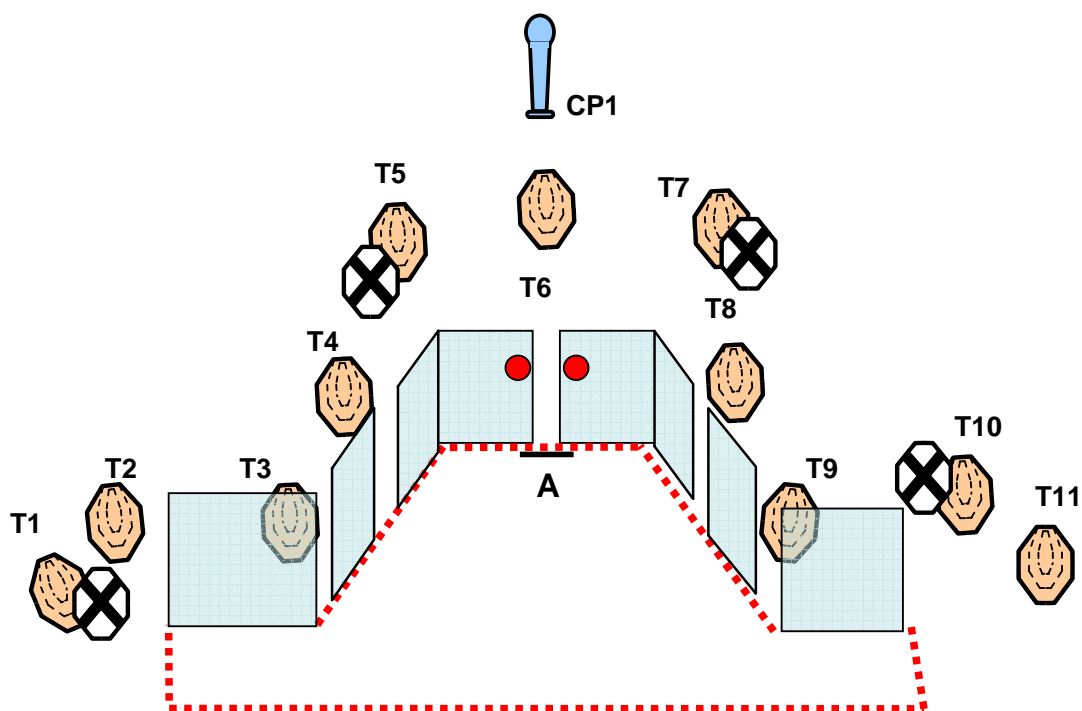
START POSITION: Standing erect at A facing downrange, both hands on the mark.

GUN CONDITION: Gun loaded and holstered.

START/ STOP: Audible signal/ last shot.

PENALTY: as per the current edition IPSC Rule Book.

PROCEDURE: After start signal shoot freestyle any order from the marked area.



VILNIUS OPEN 2008

STAGE #: 6

COURSE: Long Course

SCORING: Comstock

TARGETS: CT 11, CP 1, N/S 4

MIN RND: 23

MAX PTS: 115

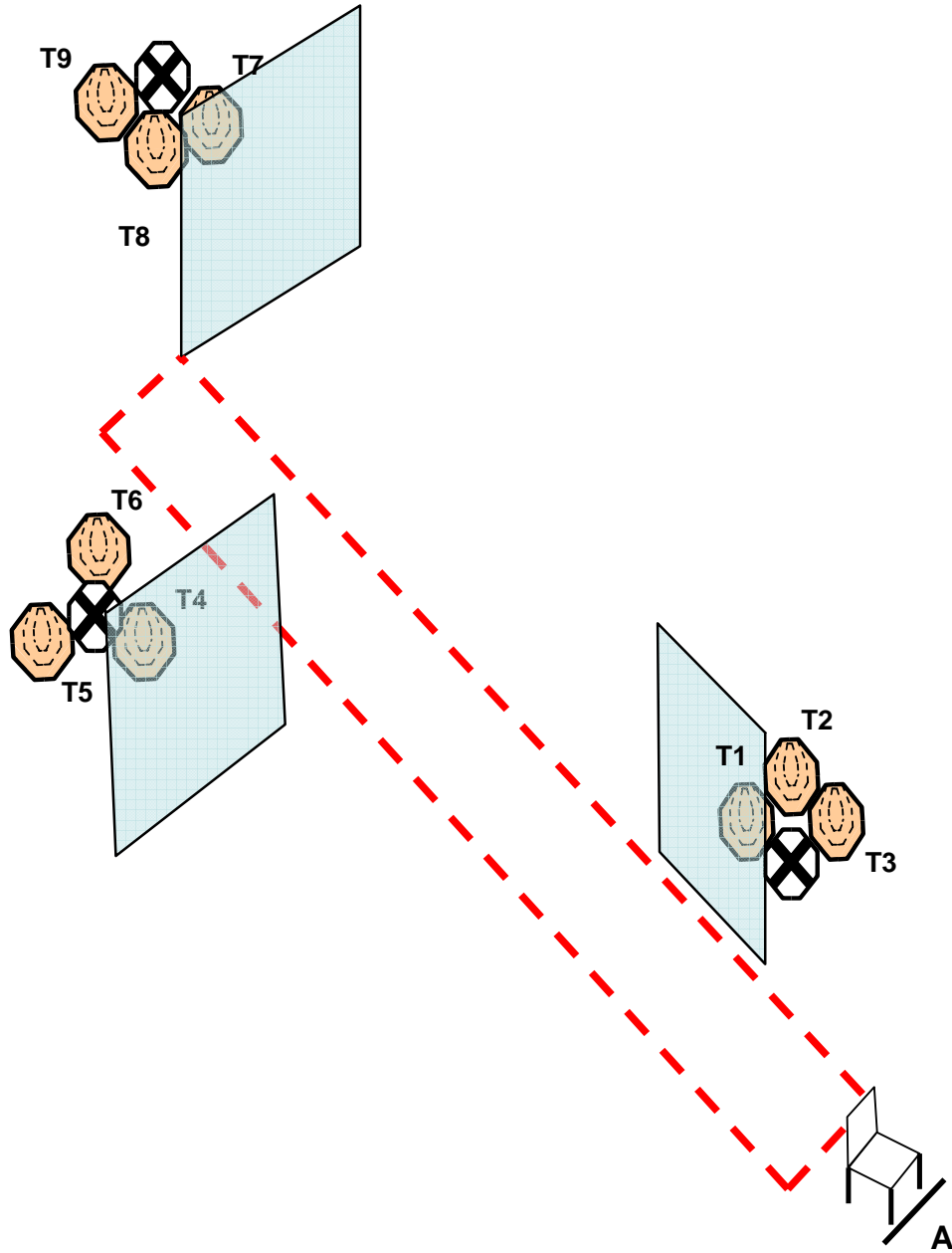
START POSITION: Standing erect at A facing downrange, both hands on the marks.

GUN CONDITION: Gun loaded and holstered.

START/ STOP: Audible signal/ last shot.

PENALTY: as per the current edition IPSC Rule Book.

PROCEDURE: After start signal shoot freestyle any order from the marked area.



VILNIUS OPEN 2008

STAGE #: 7

COURSE: Long Course

SCORING: Comstock

TARGETS: CT 9, N/S 3

MIN RNDS: 18

MAX PTS: 90


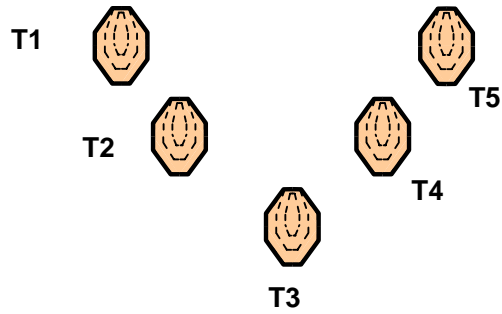
START PSITION: Sitting on the chair at A facing uprange, both hands on the knees.

GUN CONDITION: Gun is totally empty, holstered, all magazines on the belt.

START/ STOP: Audible signal/ last shot.

PENALTY: as per the current edition IPSC Rule Book.

PROCEDURE: After start signal shoot freestyle any order from the marked area.



VILNIUS OPEN 2008

STAGE #: 8

COURSE: Medium Course

SCORING: Virginia

TARGETS: CT 5

MAX RND: 10

MAX PTS: 50

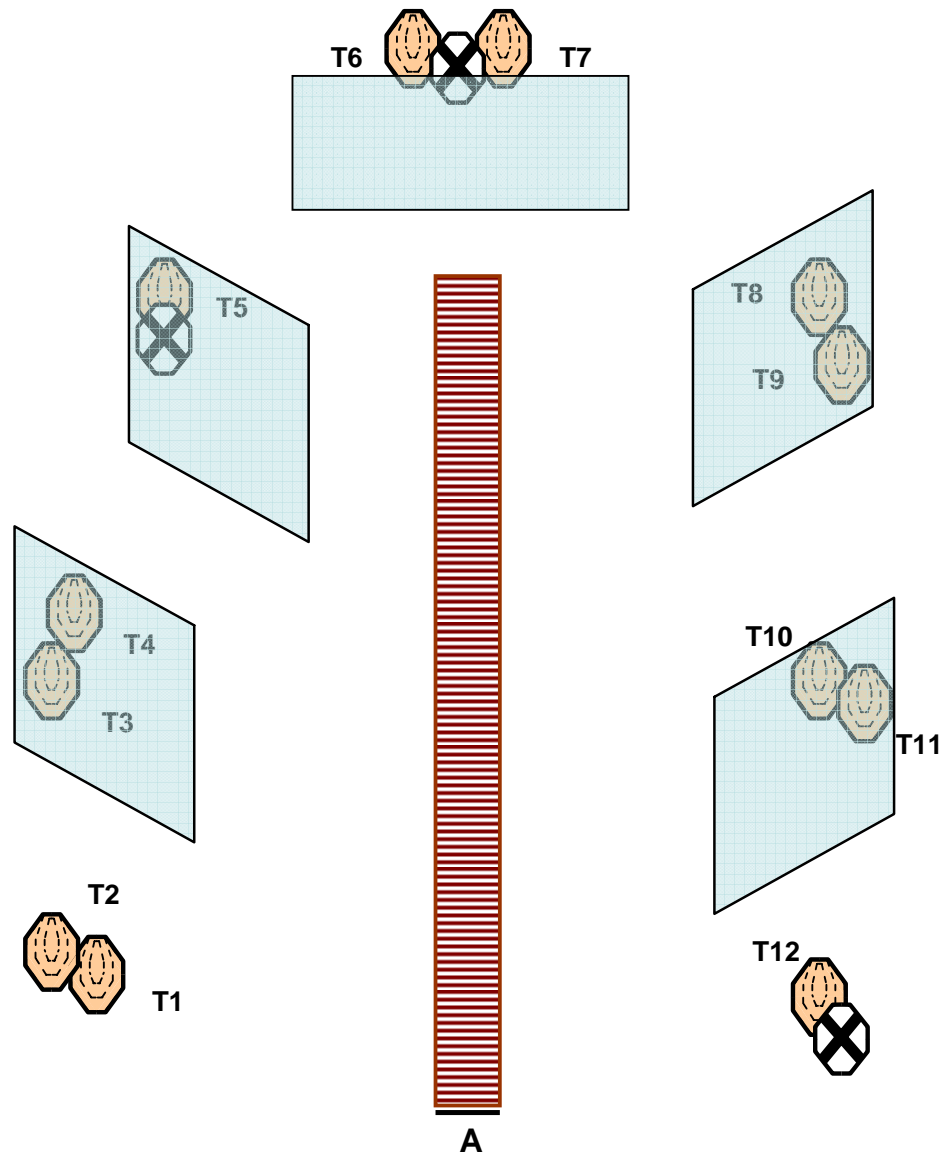
START POSITION: Standing erect at A facing downrange, both hands hanging naturally by the sides.

GUN CONDITION: Gun loaded and holstered.

START/ STOP: Audible signal/ last shot.

PENALTY: as per the current edition IPSC Rule Book.

PROCEDURE: After start signal shoot all targets one round each, perform a mandatory reload and shoot all targets one round again. To fail to do mandatory reload after 5 shots will bring you 1 procedural error per shot fired..



VILNIUS OPEN 2008

STAGE #: 9

COURSE: Long Course

SCORING: Comstock

TARGETS: CT 12, N/S 3

MIN RNDS: 24

MAX PTS: 120

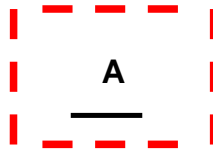
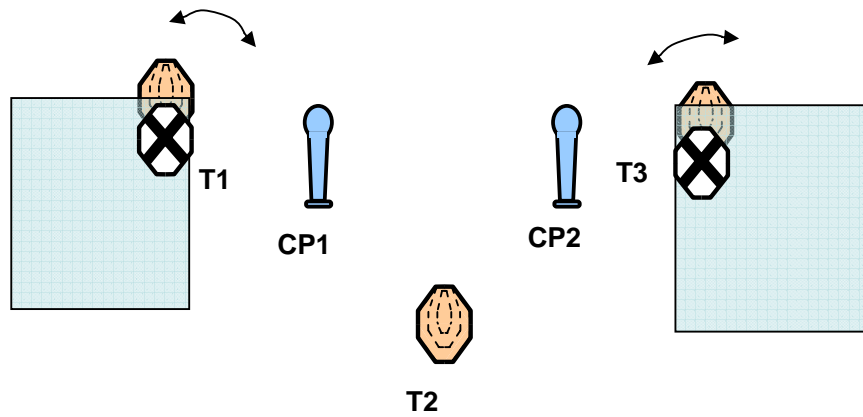
START PSITION: Standing erect on platform at A, facing downrange, both hands hanging naturally by the sides.

GUN CONDITION: Gun loaded with chamber empty, hammer down and holstered.

START/ STOP: Audible signal/ last shot.

PENALTY: as per the current edition IPSC Rule Book.

PROCEDURE: After start signal shoot freestyle any order from the platform. Not shooting from the platform, will bring you 1 procedural error per shot fired.



VILNIUS OPEN 2008

STAGE #: 10

COURSE: Shot Course

SCORING: Comstock

TARGETS: CT 3, CP 2, N/S 2

MIN RNDS: 8

MAX PTS: 40

START PSITION: Standing erect at A facing downrange, both hands hanging naturally by the sides.

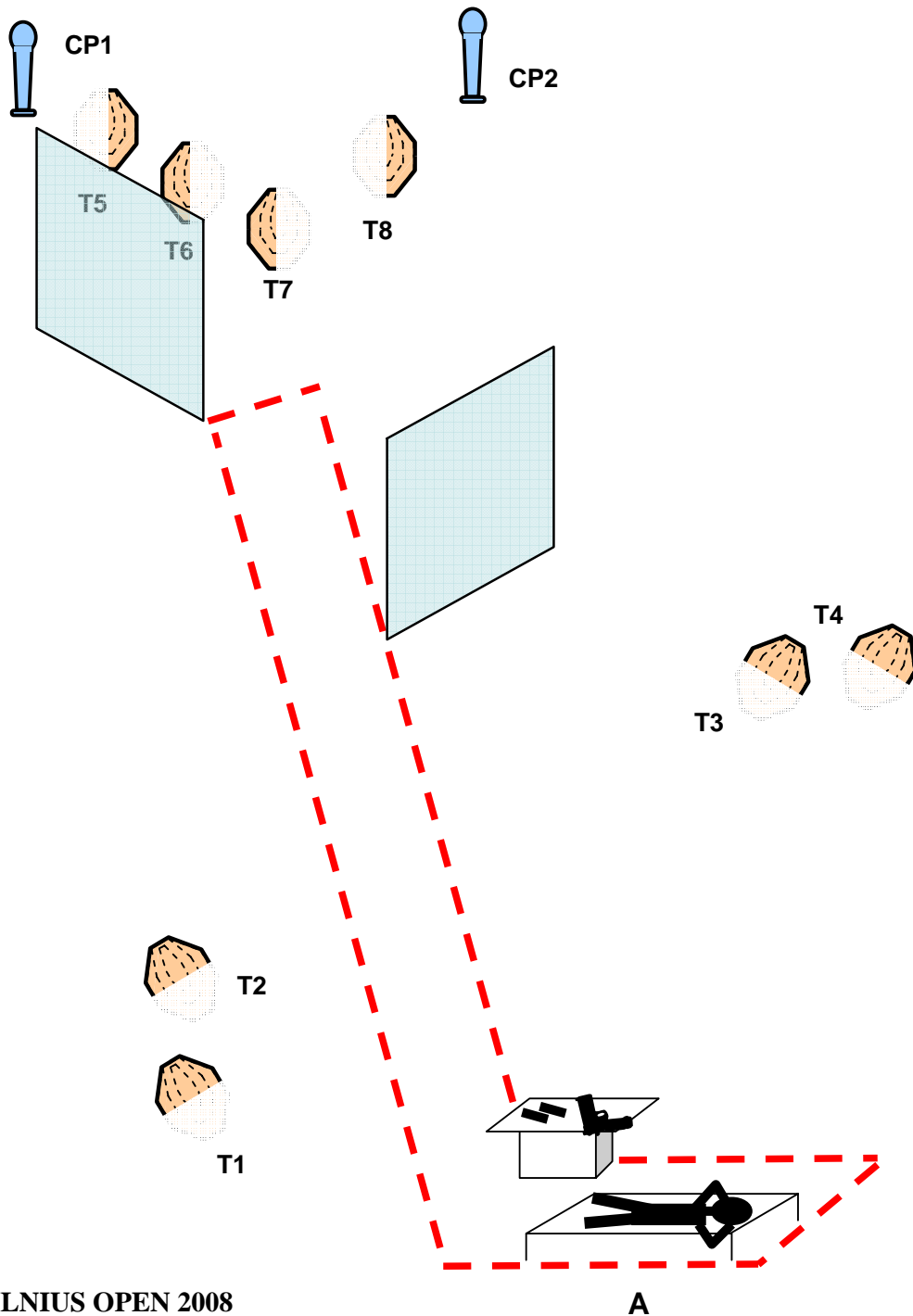
GUN CONDITION: Gun loaded and holstered.

START/ STOP: Audible signal/ last shot.

PENALTY: as per the current edition IPSC Rule Book.

PROCEDURE: After start signal shoot freestyle any order from the marked area.

SPECIAL EQUIPMENT: CP1 activates bobbing target T3, CP2 activates bobbing target T1. Both bobbing targets stay visible at their final position.



VILNIUS OPEN 2008

STAGE #: 11

COURSE: Long Course

SCORING: Comstock

TARGETS: CT 8, CP 2

MIN RNDS: 18

MAX PTS: 90

START POSITION: Laying on the bed at A facing up, both hands under head.

GUN CONDITION: Gun totally empty is laying on the table, on the marked place, all usable magazines - on the table.

START/ STOP: Audible signal/ last shot.

PENALTY: as per the current edition IPSC Rule Book.

PROCEDURE: After start signal shoot freestyle any order from the marked area.



IPSC CLASSIFIER - STAGE: CLC-09

The International Practical Shooting Confederation - P.O. Box 972 Oakville, Ontario, Canada L6J 9Z9
Tel: (905) 849-6960 - fax: (905) 842-4323

Course of Fire Type: Medium Classifier Stage

Stage Procedure:

On start signal, from Area A, shoot T1-T3 with **only** two rounds per target, then make a mandatory reload and from Area A again shoot T1-T3 with **only** two rounds per target.

Scoring:

Virginia Count

Targets:

3 Classic

Possible Points: 60

Maximum Rounds: 12

Start Position:

Standing facing downrange in Area A, both wrists **above** respective shoulders.

Start:

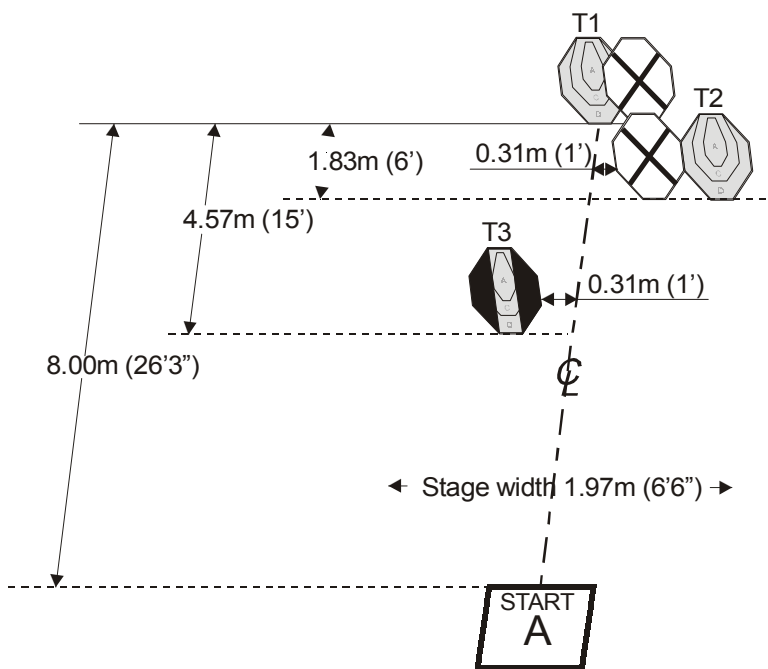
On audible signal

Stop:

Last shot

Penalties:

As per current edition IPSC rules



SETUP NOTES: Set paper targets to 1.52m (5 feet) to the top of targets. Hard cover on T3 is even with edges of the A zone. Penalty targets are placed on T1 and T2 so that they are the same height and that the perforation line of the A zone is overlapping by the perforation of the penalty targets border of the penalty target. Area A is 1m(3'3") by 1m(3'3").



IPSC CLASSIFIER - STAGE: CLC-13

The International Practical Shooting Confederation - P.O. Box 972 Oakville, Ontario, Canada L6J 9Z9
Tel: (905) 849-6960 - fax: (905) 842-4323

Course of Fire Type: Medium Classifier Stage

Stage Procedure:

On start signal, turn **then draw** and from Area A shoot T1-T3 with **only** two rounds per target, then perform a mandatory reload and from Area A again shoot T1-T3 with **only** two rounds per target.

Note: Instruct shooters to be very careful not to draw until they are facing down range.

Scoring:

Virginia Count

Targets:

3 Classic

Possible Points: 60

Maximum Rounds: 12

Start Position:

Standing relaxed in Area A, back to targets facing up range, toes of both feet against back line of Area A, both wrists above respective shoulders.

Start:

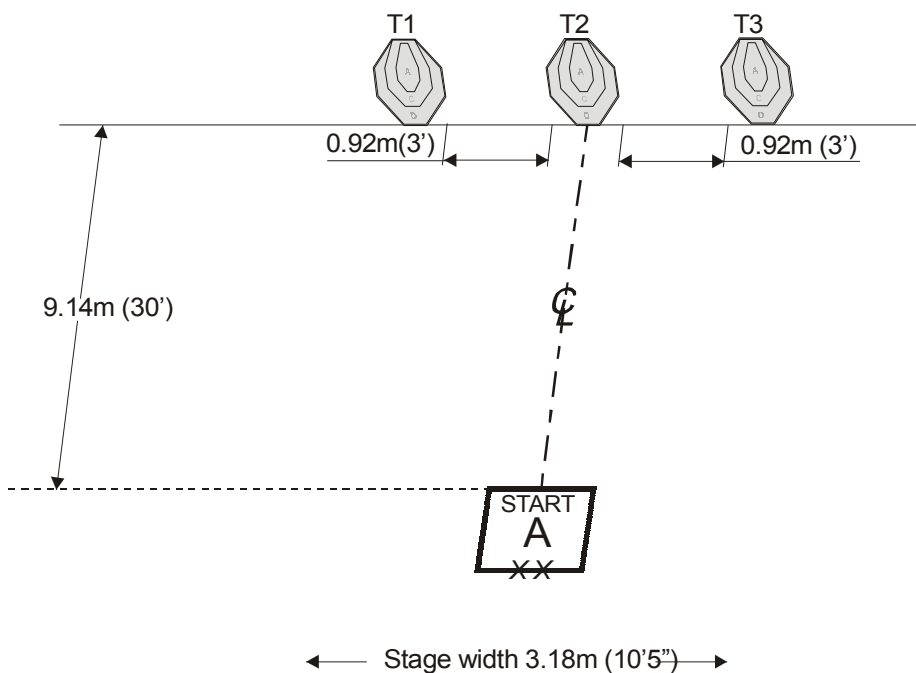
On audible signal

Stop:

Last shot

Penalties:

As per current edition IPSC rules



SETUP NOTES: Set paper targets to 1.52m (5 feet) to the top of the targets. Area A, is 1m (3'3") by 1m (3'3").

Total:

222 rounds

Max. 1110 points

Classic targets – 101

Classic Popper – 7

No shoot – 22

Vilnius Open 2008
Schedule

Time→	09:00	09:35	10:10	10:45	11:20	11:55	12:30	13:05	13:40	14:15	14:50	15:25	16:00
1 squad	1	2	3	4	Lunch	6	7	8	9	10	11	12/13	5
2 squad	2	3	4	6	7	Lunch	8	9	10	11	12/13	5	1
3 squad	3	4	6	7	8	9	Lunch	10	11	12/13	5	1	2
4 squad	4	6	7	8	9	10	11	Lunch	12/13	5	1	2	3
5 squad	5	1	2	3	4	6	7	Lunch	8	9	10	11	12/13
6 squad	6	7	8	9	Lunch	10	11	12/13	5	1	2	3	4
7 squad	7	8	9	10	11	Lunch	12/13	5	1	2	3	4	6
8 squad	8	9	10	11	12/13	5	Lunch	1	2	3	4	6	7
9 squad	9	10	11	12/13	5	1	2	Lunch	3	4	6	7	8
10 squad	10	11	12/13	5	Lunch	1	2	3	4	6	7	8	9
11 squad	11	12/13	5	1	2	Lunch	3	4	6	7	8	9	10
12 squad	12/13	5	1	2	3	4	Lunch	6	7	8	9	10	11

Stage	A	C	D	Miss	P/T	Proc.	Time
1							
2							
3							
4							
5							
6							
7							
8							
9							
10							
11							
12							
13							