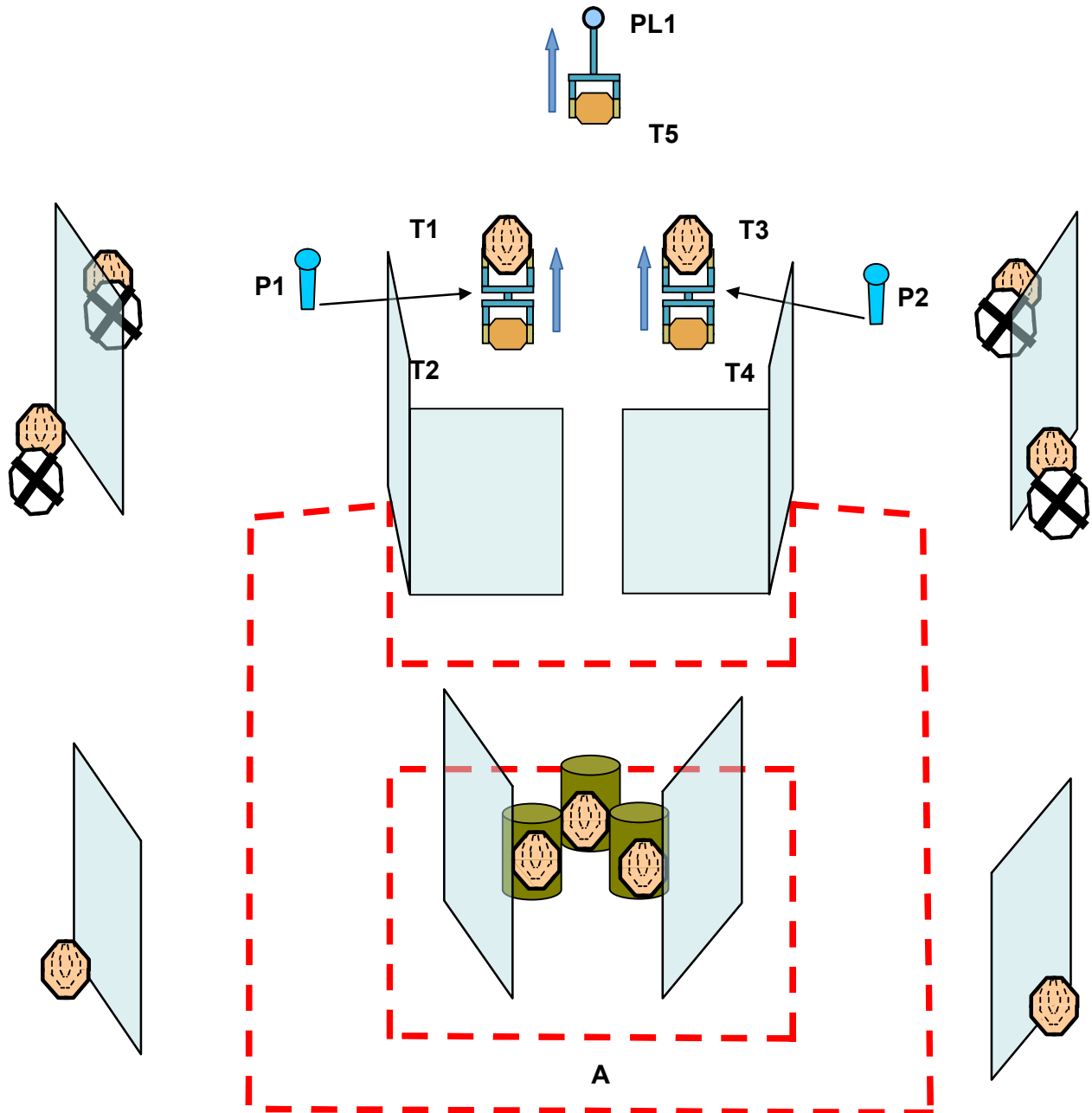


Lithuania Open 2017

STAGE 1



Lithuania Open 2017

STAGE: 1

COURSE: Long.

TARGETS: IPSC Targets 14, IPSC Poppers 2, IPSC Plates 1, No-Shoots 4.

ROUNDS TO BE SCORED: 31.

MAX POINTS: 155.

START POSITION: Standing at A.

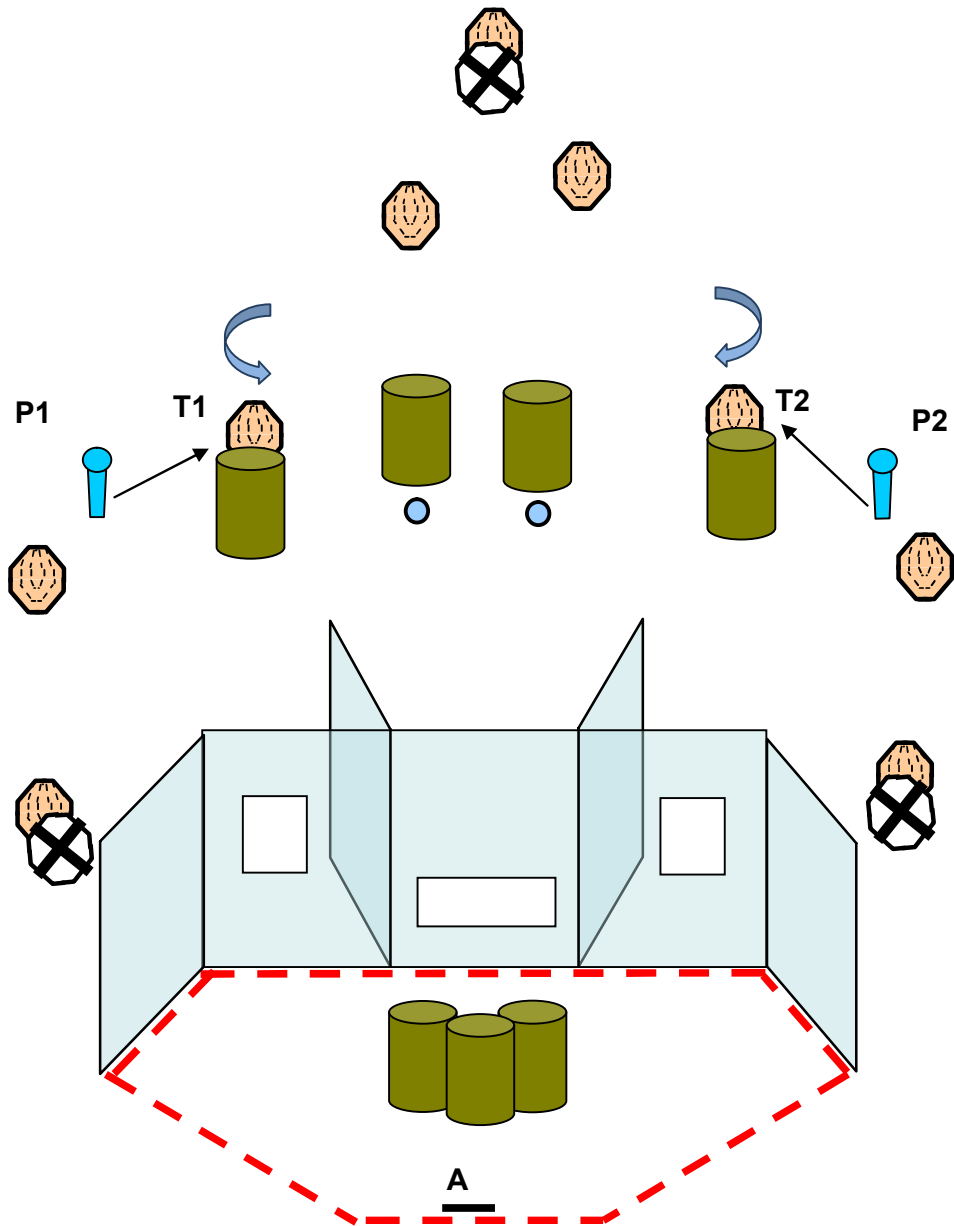
GUN CONDITION: Loaded.

TIME START: Audible signal.

PROCEDURE: After start signal engage all targets.

SPECIAL EQUIPMENT: Popper P1 activates flip-up targets T1, T2, popper P2 activates flip-up targets T3, T4, and plate PL1 activates flip-up target T5.

STAGE 2



Lithuania Open 2017

STAGE: 2

COURSE: **Medium.**

TARGETS: IPSC Targets 9, IPSC Poppers 2, IPSC Plates 2, No-Shoots 3.

ROUNDS TO BE SCORED: 22.

MAX POINTS: 110.

START POSITION: Standing at **A**.

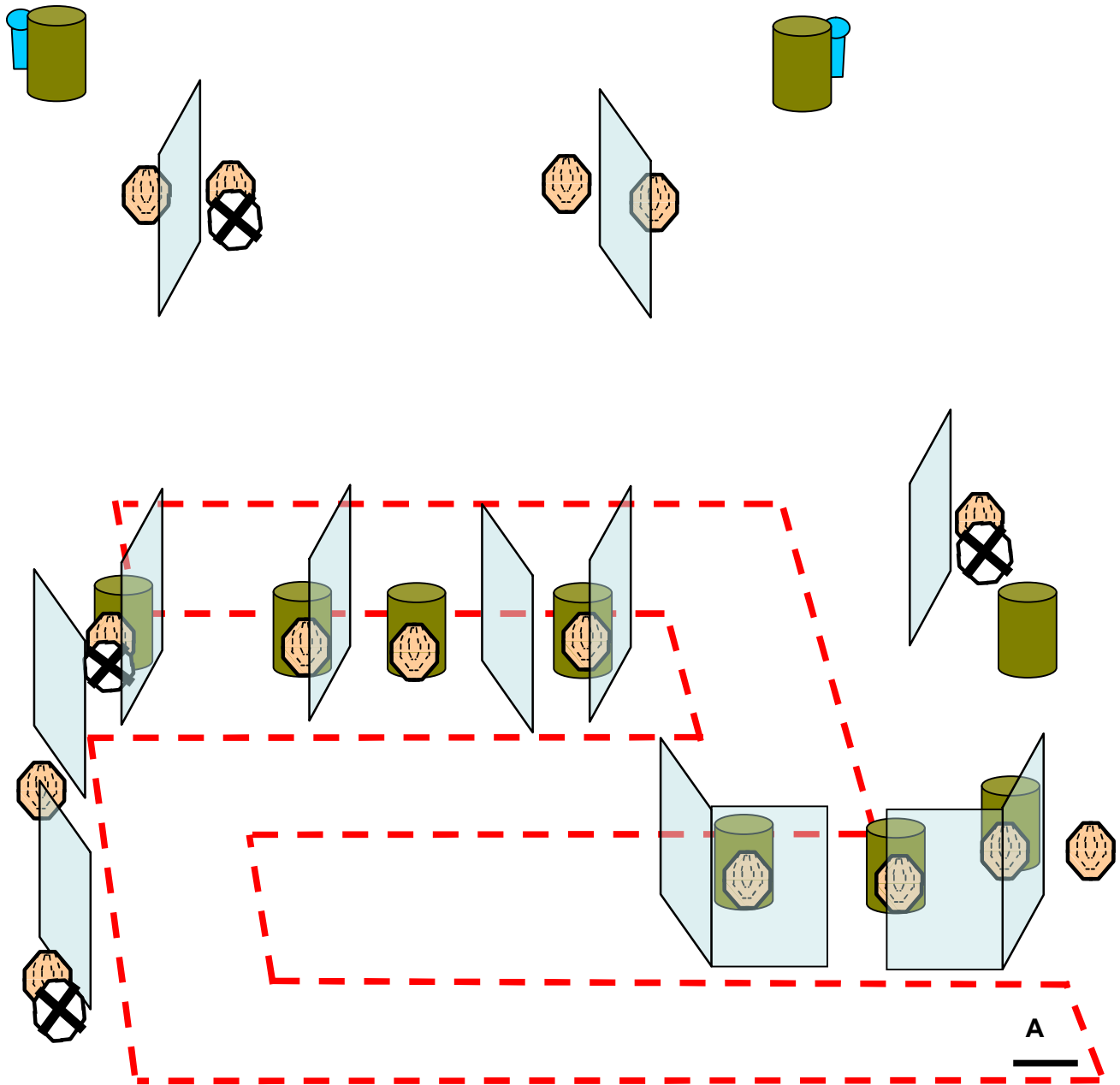
GUN CONDITION: Loaded.

TIME START: Audible signal.

PROCEDURE: After start signal engage all targets.

SPECIAL EQUIPMENT: Popper P1 activates turning target T1, popper P2 activates turning target T2. T1 and T2 stay visible at rest.

STAGE 3



Lithuania Open 2017

STAGE: 3

COURSE: Long.

TARGETS: IPSC Targets 15, IPSC Poppers 2, No-Shoots 4.

ROUNDS TO BE SCORED: 32.

MAX POINTS: 160.

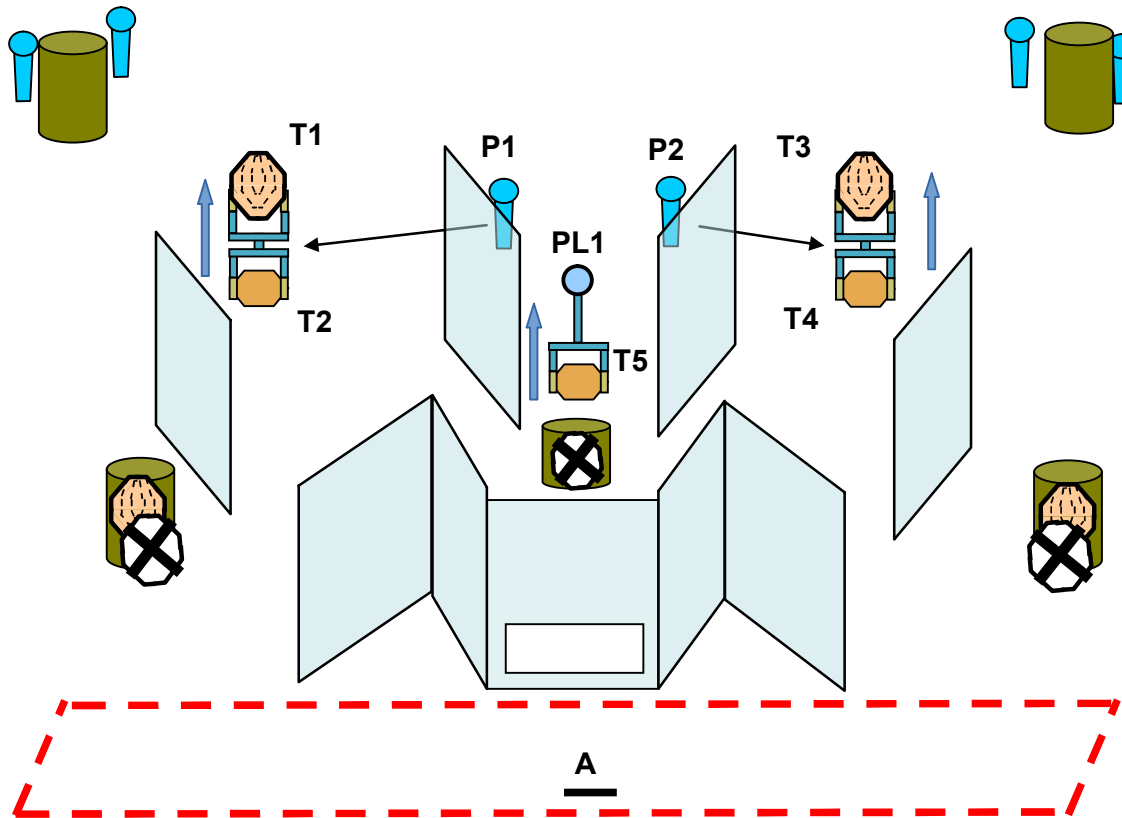
START POSITION: Standing at A.

GUN CONDITION: Loaded.

TIME START: Audible signal.

PROCEDURE: After start signal engage all targets.

STAGE 4



Lithuania Open 2017

STAGE: 4

COURSE: **Medium.**

TARGETS: IPSC Targets 7, IPSC Poppers 6, IPSC Plate 1, No-Shoots 3.

ROUNDS TO BE SCORED: 21.

MAX POINTS: 105.

START POSITION: Standing at **A**.

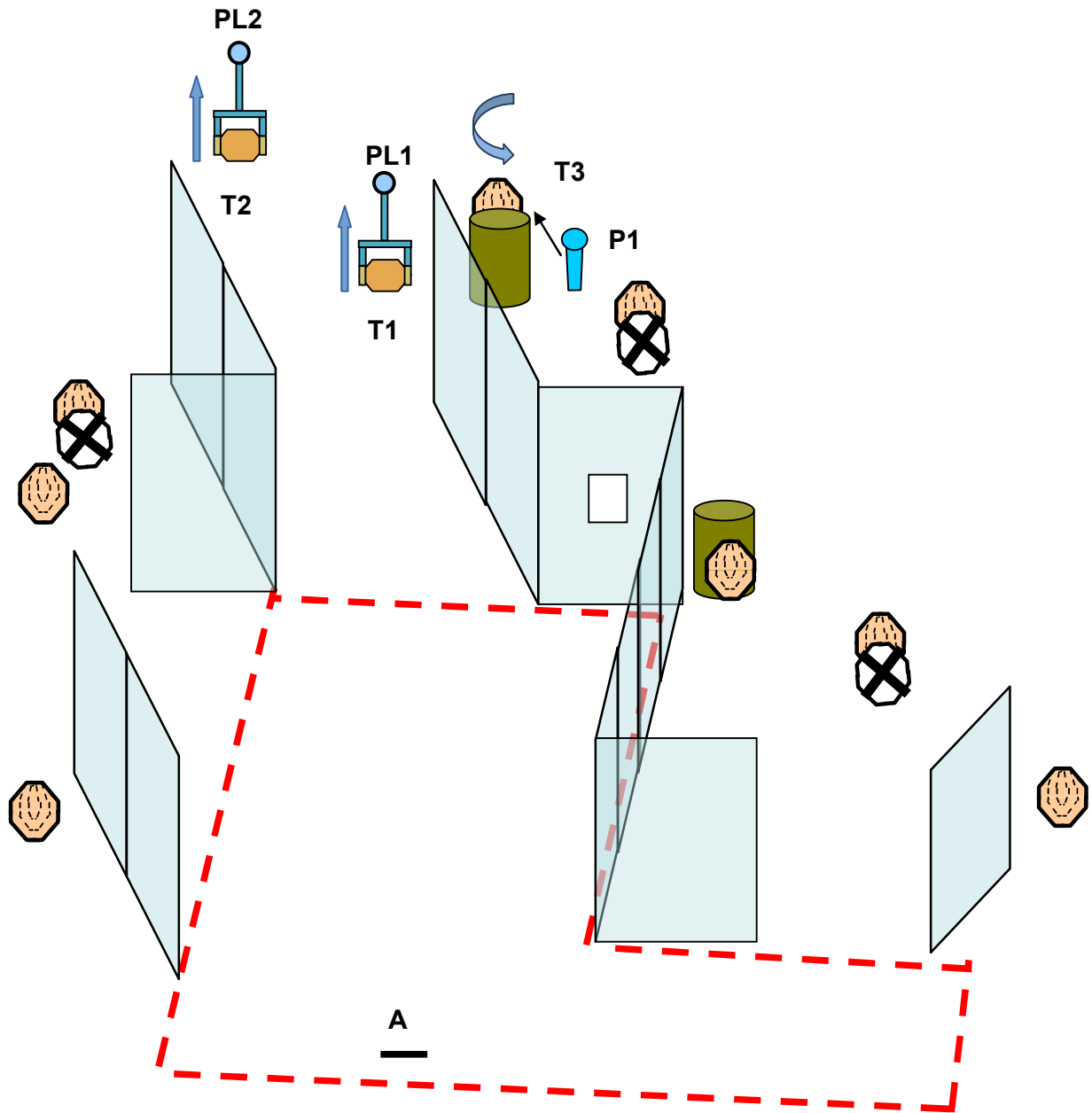
GUN CONDITION: Loaded.

TIME START: Audible signal.

PROCEDURE: After start signal engage all targets.

SPECIAL EQUIPMENT: Popper P1 activates flip-up targets T1, T2, popper P2 activates flip-up targets T3, T4, plate PL1 activates flip-up target T5.

STAGE 5



Lithuania Open 2017

STAGE: 5

COURSE: **Medium.**

TARGETS: IPSC Targets 10, IPSC Popper 1, IPSC Plates 2, No-Shoots 3.

ROUNDS TO BE SCORED: 23.

MAX POINTS: 115.

START POSITION: Standing at **A**.

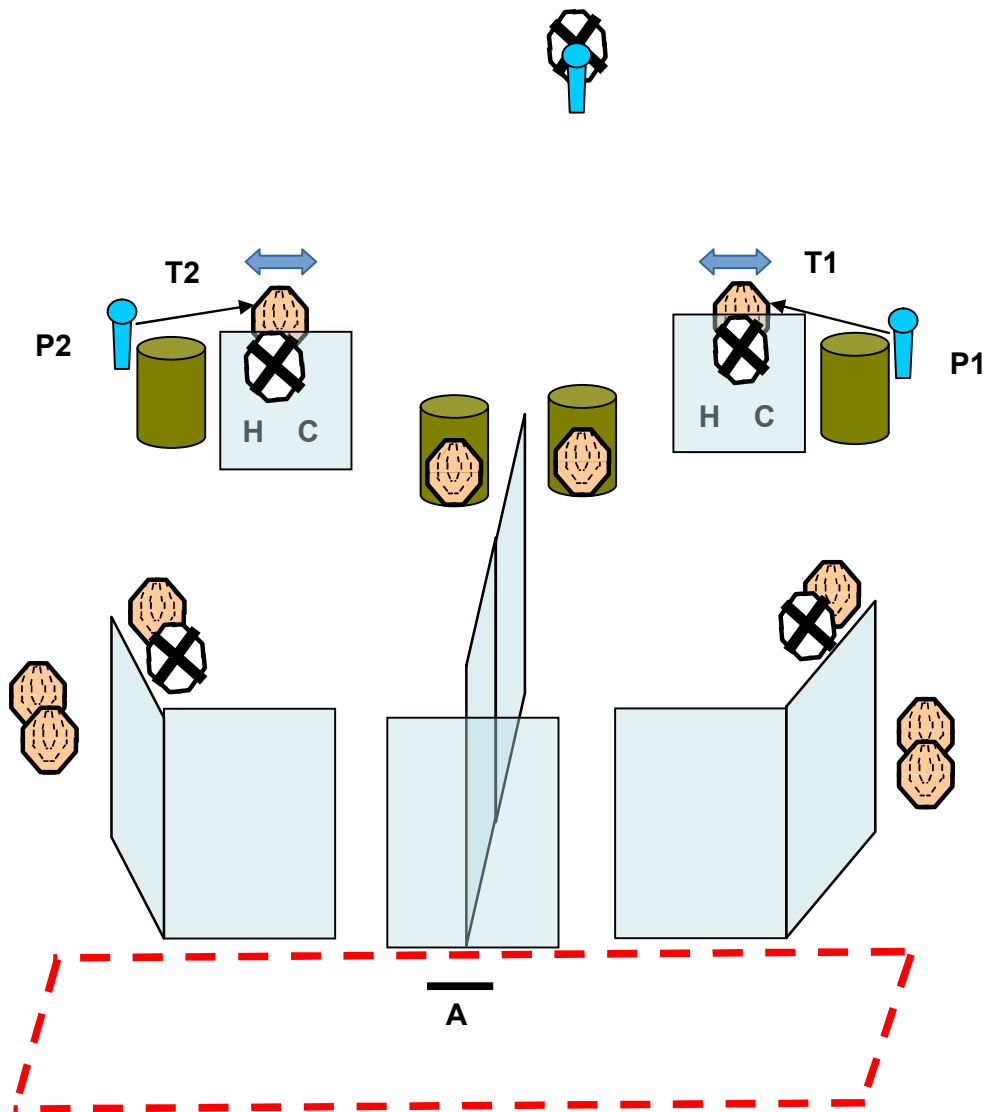
GUN CONDITION: Loaded.

TIME START: Audible signal.

PROCEDURE: After start signal engage all targets.

SPECIAL EQUIPMENT: Plate **PL1** activates flip-up target **T1**, plate **PL2** activates flip-up target **T2**, and popper **P1** activates turning target **T3**. **T3** stays visible at rest.

STAGE 6



Lithuania Open 2017

STAGE: 6

COURSE: **Medium.**

TARGETS: IPSC Targets 10, IPSC Poppers 3, No-Shoots 5.

ROUNDS TO BE SCORED: 23.

MAX POINTS: 115.

START POSITION: Standing at **A**.

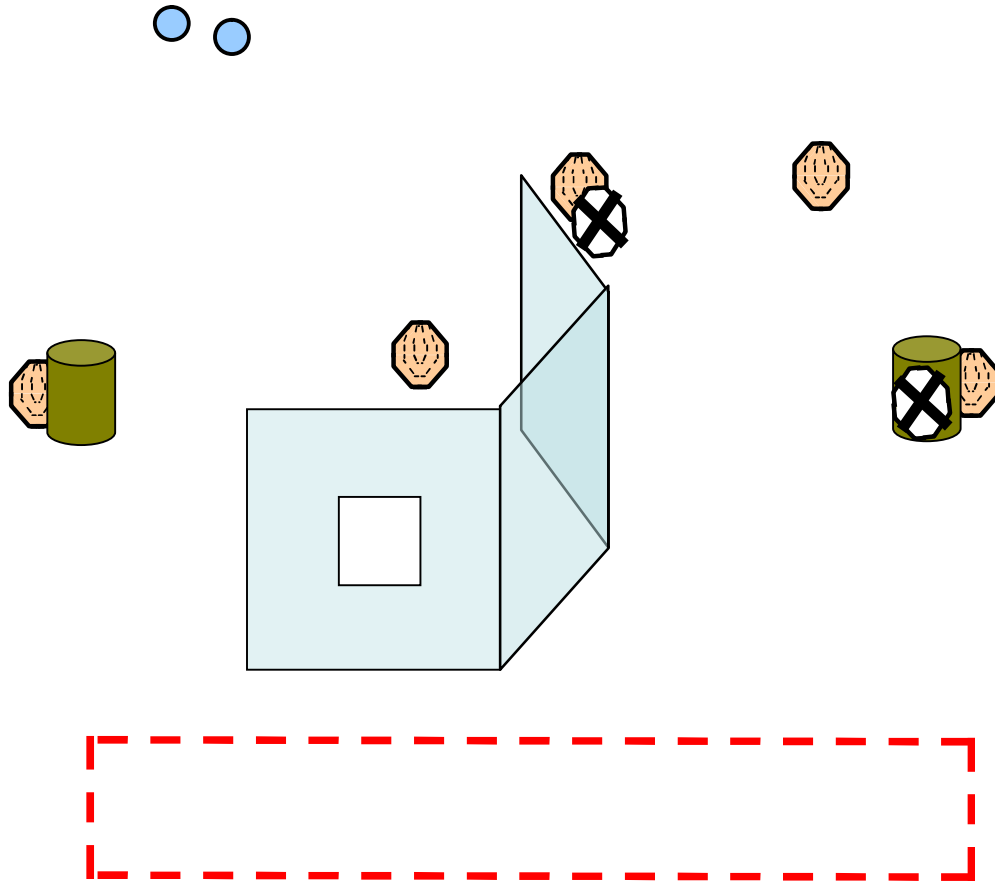
GUN CONDITION: Loaded.

TIME START: Audible signal.

PROCEDURE: After start signal engage all targets.

SPECIAL EQUIPMENT: Popper P1 activates moving target T1, popper P2 activates moving target T2. Moving targets remain visible at rest. HC – “Hard Cover”.

STAGE 7



Lithuania Open 2017

STAGE: 7

COURSE: **Short.**

TARGETS: IPSC Targets 5, IPSC Plates 2, No-Shoots 2.

ROUNDS TO BE SCORED: 12.

MAX POINTS: 60.

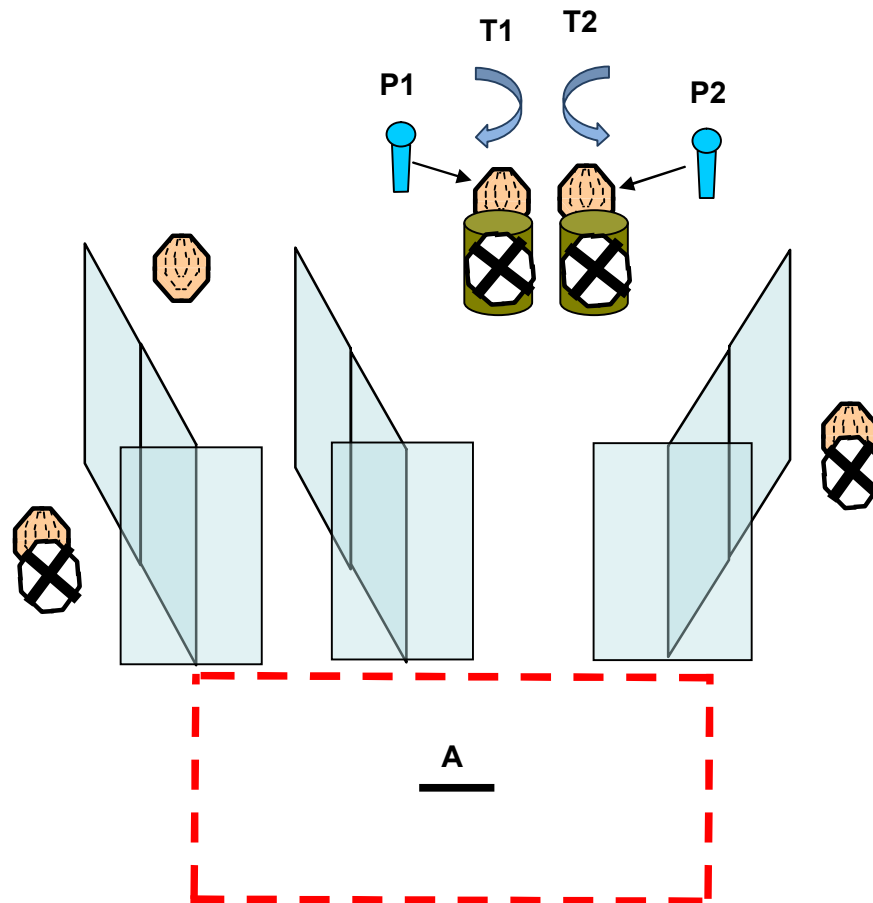
START POSITION: Standing anywhere in the designated area, facing down range.

GUN CONDITION: Loaded.

TIME START: Audible signal.

PROCEDURE: After start signal engage all targets.

STAGE 8



Lithuania Open 2017

STAGE: 8

COURSE: **Short.**

TARGETS: IPSC Targets 5, IPSC Poppers 2, No-Shoots 4.

ROUNDS TO BE SCORED: 12.

MAX POINTS: 60.

START POSITION: Standing at **A**.

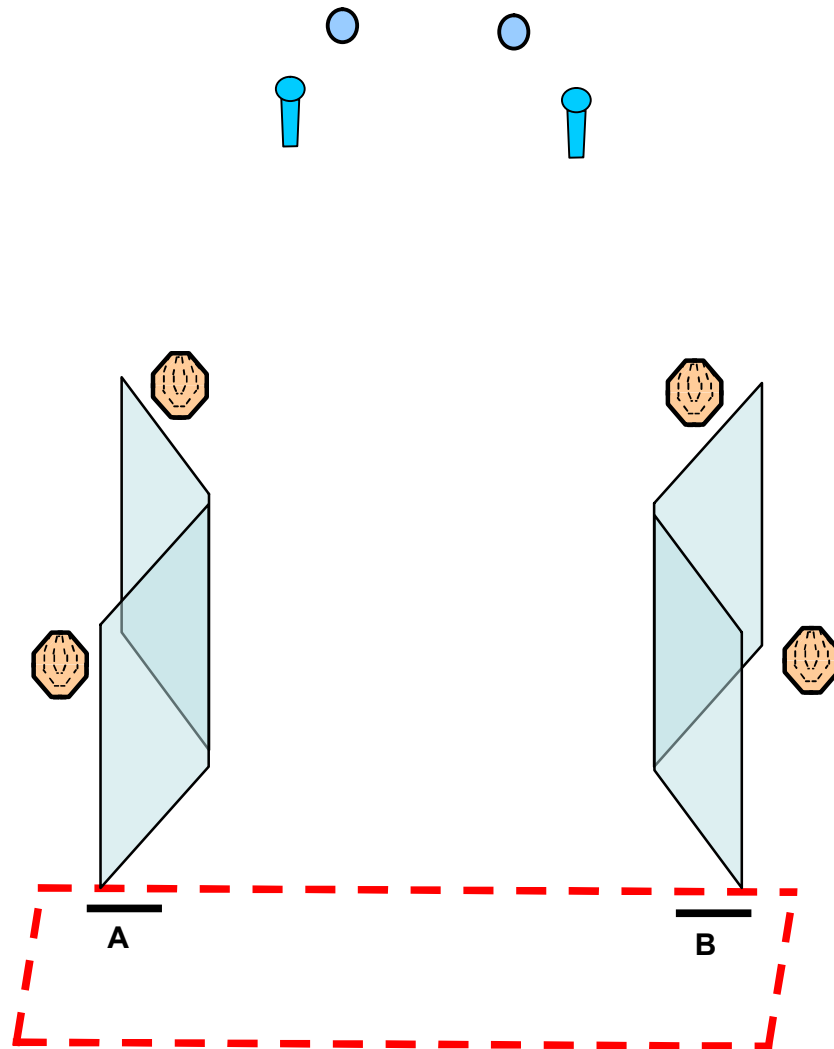
GUN CONDITION: Chamber empty, magazine inserted.

TIME START: Audible signal.

PROCEDURE: After start signal engage all targets.

SPECIAL EQUIPMENT: Popper P1 activates turning target T1, popper P2 activates turning target T2. Turning targets remain visible at rest.

STAGE 9



Lithuania Open 2017

STAGE: 9

COURSE: **Short.**

TARGETS: IPSC Targets 4, IPSC Poppers 2, IPSC Plates 2.

ROUNDS TO BE SCORED: 12.

MAX POINTS: 60.

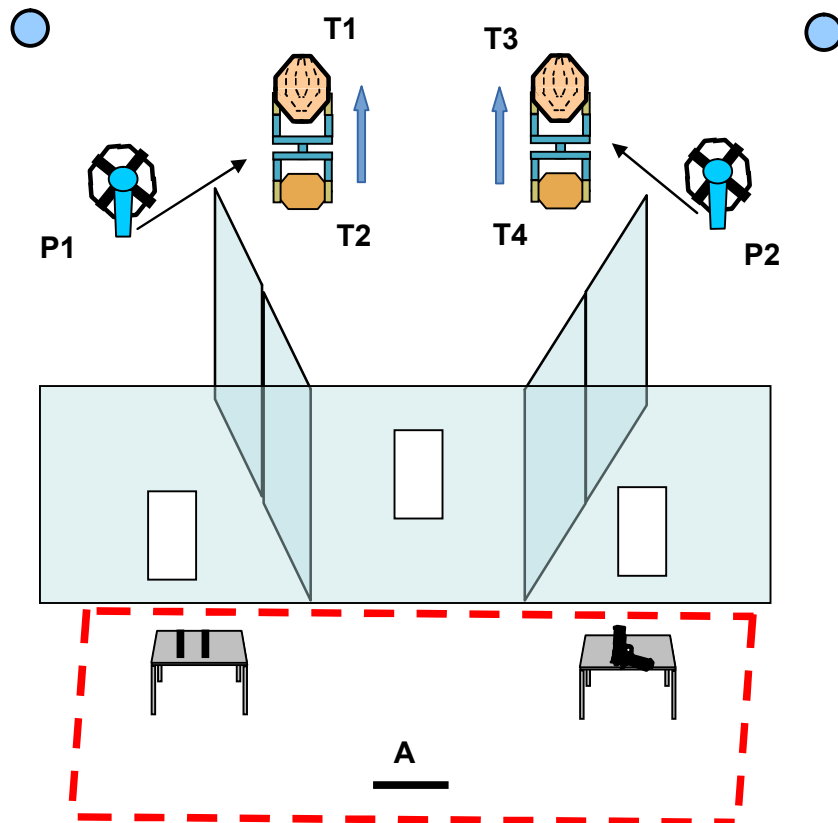
START POSITION: Standing **at A or B.**

GUN CONDITION: Loaded.

TIME START: Audible signal.

PROCEDURE: After start signal engage all targets.

STAGE 10



Lithuania Open 2017

STAGE: 10

COURSE: **Short.**

TARGETS: IPSC Targets 4, IPSC Poppers 2, IPSC Plates 2, No-Shoots 2.

ROUNDS TO BE SCORED: 12.

MAX POINTS: 60.

START POSITION: Standing at **A**.

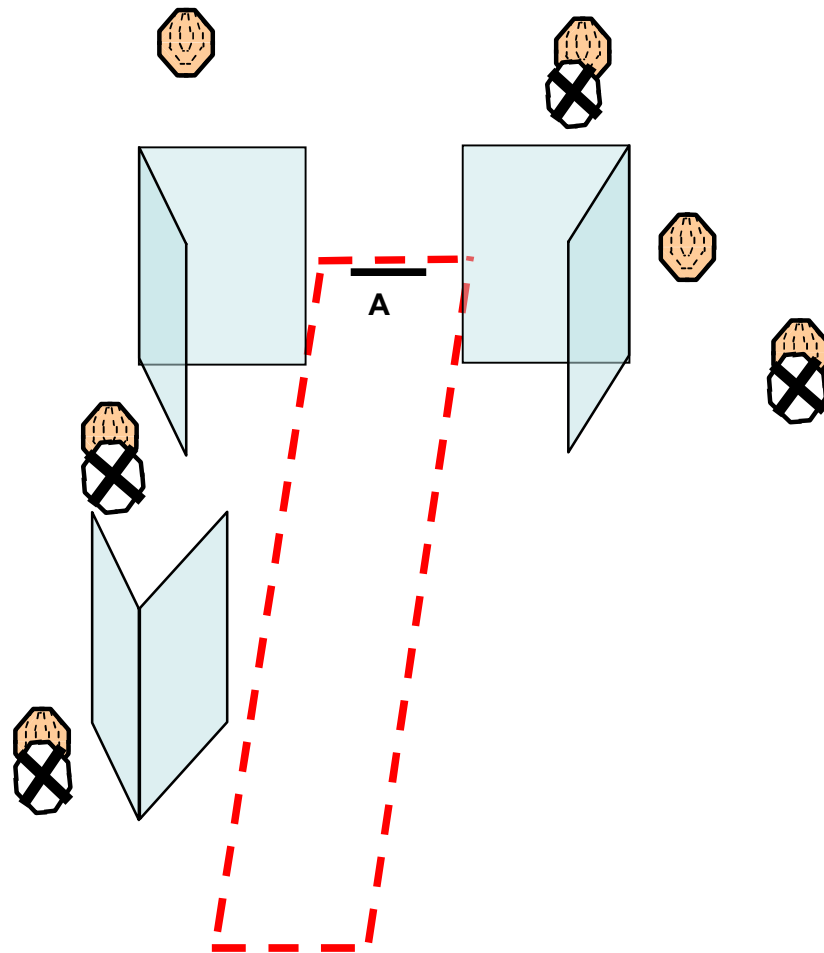
GUN CONDITION: Chamber and magwell empty, lying flat on the left or right table. All usable magazines lying flat on other table.

TIME START: Audible signal.

PROCEDURE: After start signal engage all targets.

SPECIAL EQUIPMENT: Popper P1 activates flip-up targets T1, T2, popper P2 activates flip-up targets T3, T4.

STAGE 11



Lithuania Open 2017

STAGE: 11

COURSE: **Short.**

TARGETS: IPSC Targets 6, No-Shoots 4.

ROUNDS TO BE SCORED: 12.

MAX POINTS: 60.

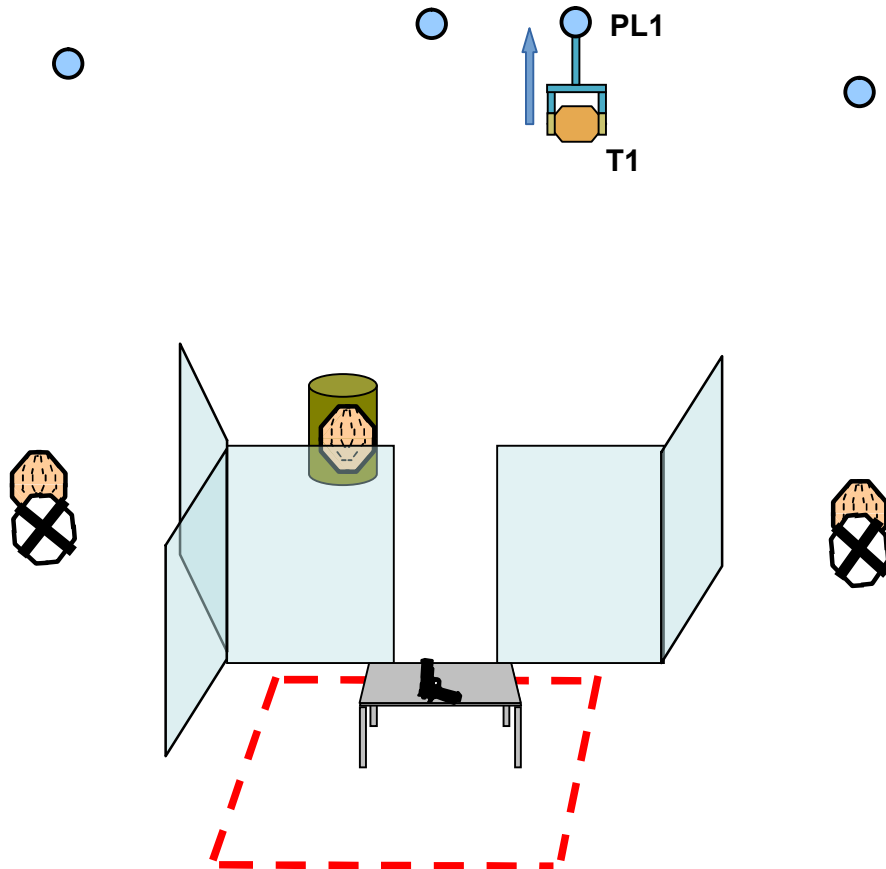
START POSITION: Standing at **A**.

GUN CONDITION: Loaded.

TIME START: Audible signal.

PROCEDURE: After start signal engage all targets.

STAGE 12



Lithuania Open 2017

STAGE: 12

COURSE: **Short.**

TARGETS: IPSC Targets 4, IPSC Plates 4, No-Shoots 2.

ROUNDS TO BE SCORED: 12.

MAX POINTS: 60.

START POSITION: Standing anywhere in the designated area, facing down range.

GUN CONDITION: Loaded, lying flat on the table.

TIME START: Audible signal.

PROCEDURE: After start signal engage all targets.

SPECIAL EQUIPMENT: Plate PL1 activates flip-up target T1.

Lithuania Open 2017

STAGES: Long – 2, Medium – 4, Short – 6.
ROUNDS TO BE SCORED: 224.

IPSC targets – 93.
IPSC Poppers – 22.
IPSC Plates – 16.
No-Shoots – 26