ALSA PRO - LT 2017

STAGE 1

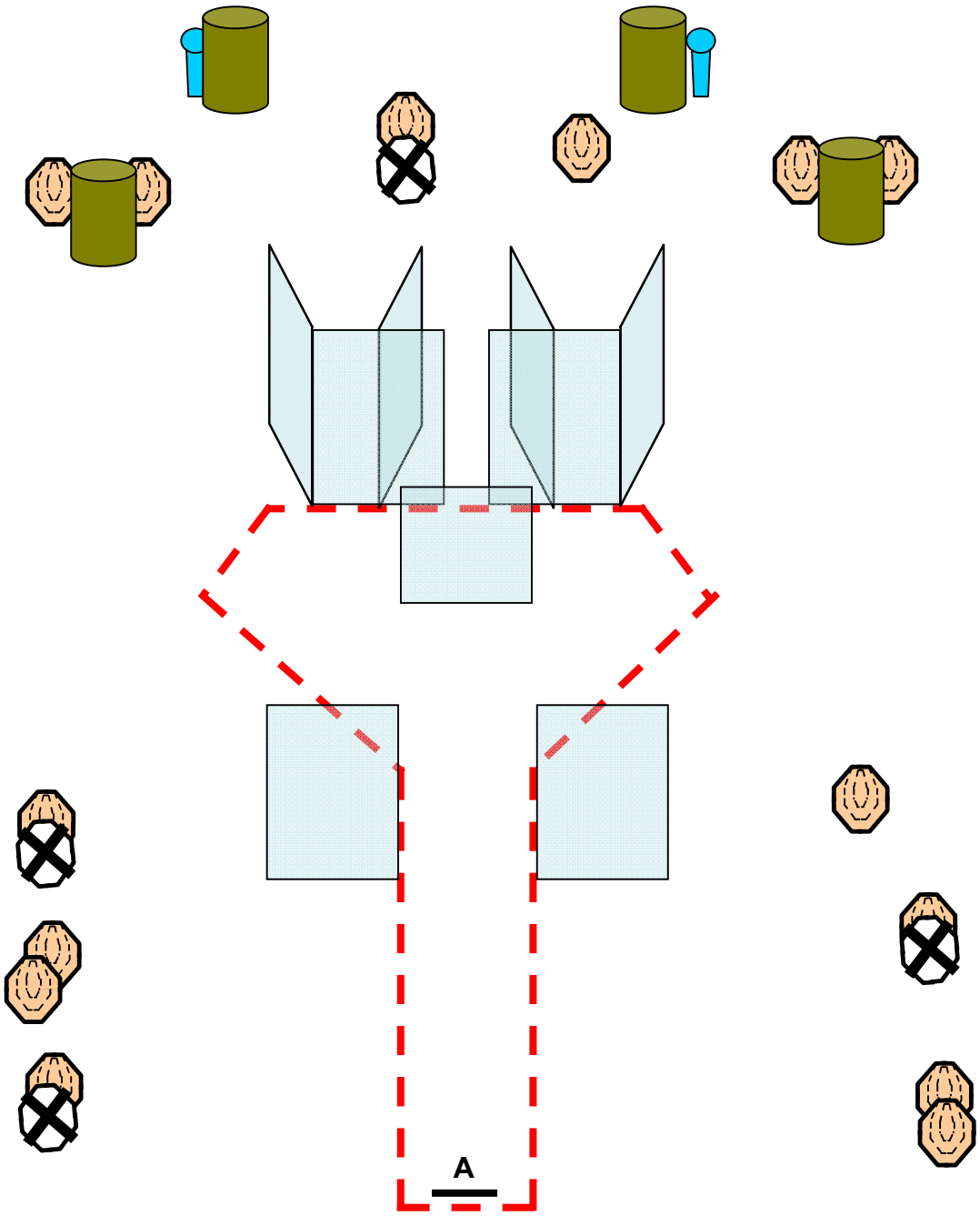

ALSA PRO - LT 2017
STAGE**: 1**
Long Course.
TARGETS: IPSC Target 14, IPSC Poppers 2, No-Shoots 4.
ROUNDS TO BE SCORED: 30.
MAX POINTS: 150.
START POSITION: Standing at **A**.
TIME START: Audible signal.
PROCEDURE: After start signal engage all targets.

STAGE 2

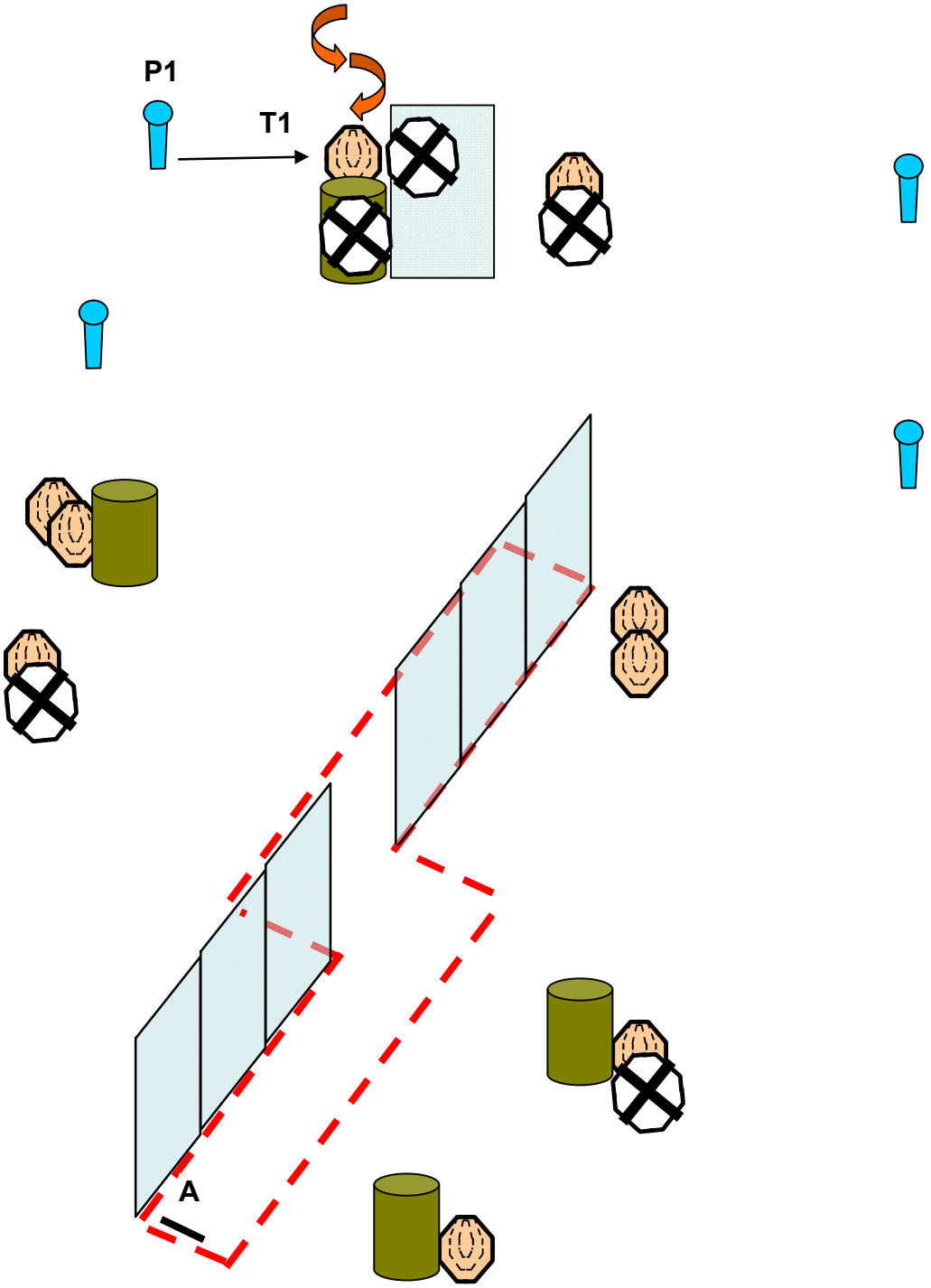

ALSA PRO - LT 2017
STAGE**: 2**
Medium course.
TARGETS: IPSC Target 9, IPSC Poppers 4, No-Shoots 5.
ROUNDS TO BE SCORED: 22.
MAX POINTS: 110.
START POSITION: Standing at **A**.
TIME START: Audible signal.
PROCEDURE: After start signal engage all targets.
SPECIAL EQUIPMENT: Popper P1 activates turning target T1. Moving target stays visible at its final positions. (T1 are not visible before activation.)

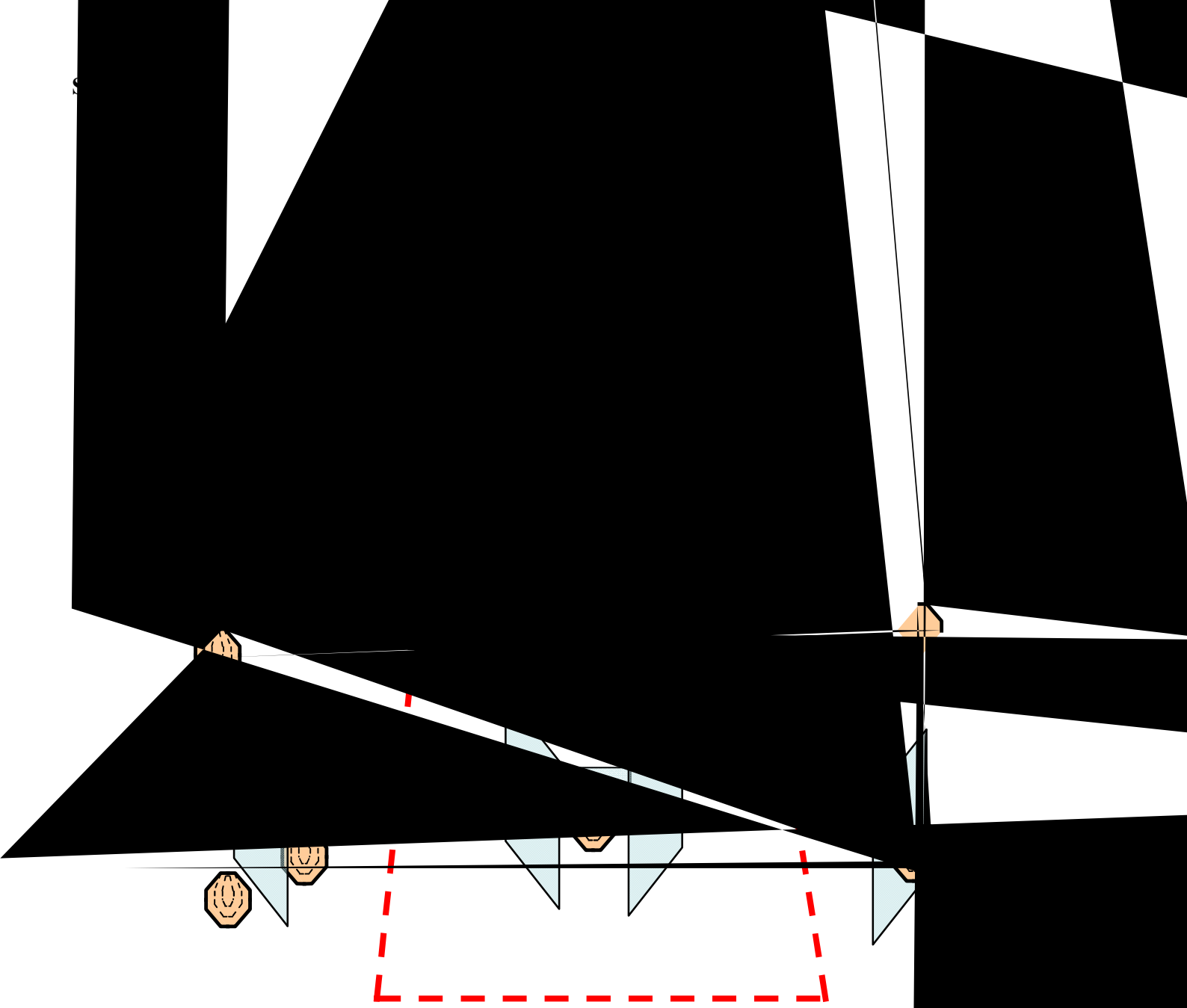

ALSA PRO - LT 2017
STAGE**: 3**
Long Course.
TARGETS: IPSC Target 15, IPSC Poppers 2, No-Shoots 6.
ROUNDS TO BE SCORED: 32.
MAX POINTS: 160.
START POSITION: Standing at **A**.
TIME START: Audible signal.
PROCEDURE: After start signal engage all targets.
SPECIAL EQUIPMENT: Popper P1 activates flipping targets T1, T2, popper P2 activate flipping targets

S

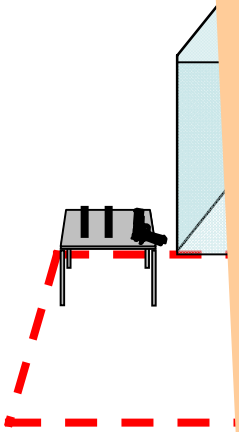

ALSO PRO - LT 2017
STAGE**: 4**
Medium course.
TARGETS: IPSC Target 8, IPSC Popp
ROUNDS TO BE SCORED: 20.
MAX POINTS: 100.
START POSITION: Standing at **A**.
GUN CONDITION: Chamber and mag
TIME START: Audible signal.
PROCEDURE: After start signal engag
SPECIAL EQUIPMENT: Popper P1 ac

STAGE 5

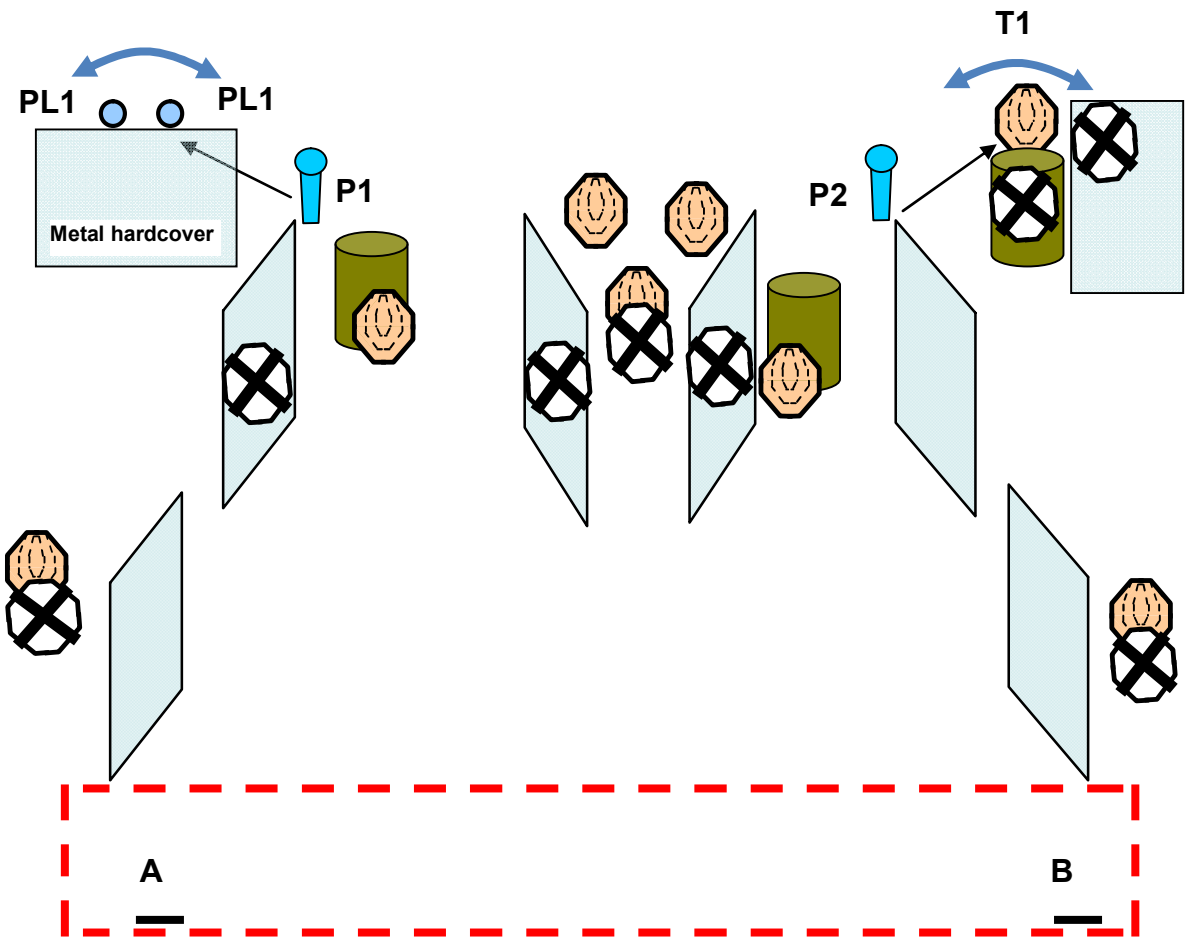

ALSA PRO - LT 2017
STAGE**: 5**
Medium Course.
TARGETS: IPSC Targets 8, IPSC Poppers 2, IPSC Plates 2, No-Shoots 8.
ROUNDS TO BE SCORED: 20.
MAX POINTS: 100.
START POSITION: Standing at **A** or **B**.
TIME START: Audible signal.
PROCEDURE: After start signal engage all targets.
SPECIAL EQUIPMENT: Popper P1 activates moving plates PL1- PL2, popper P2 activates T1 Swinger. T1 remains visible at rest.

STAGE 6

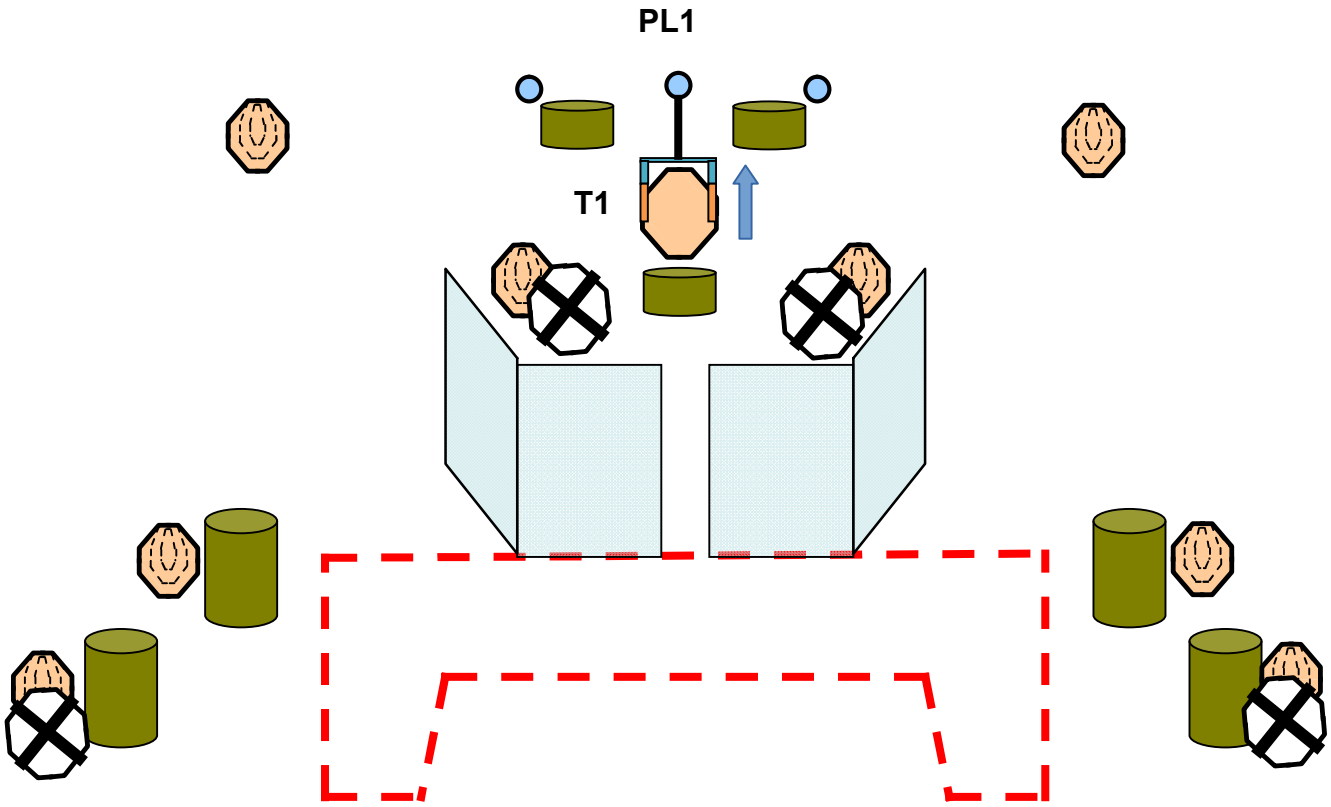

ALSA PRO - LT 2017
STAGE**: 6**
Medium Course.
TARGETS: IPSC Targets 9, IPSC Plates 3, No-Shoots 4.
ROUNDS TO BE SCORED: 21.
MAX POINTS: 105.
START POSITION: Standing anywhere in the designated area, facing down range.
TIME START: Audible signal.
PROCEDURE: After start signal engage all targets.
SPECIAL EQUIPMENT: Plate PL1 activates flipping target T1.

STAGE 7

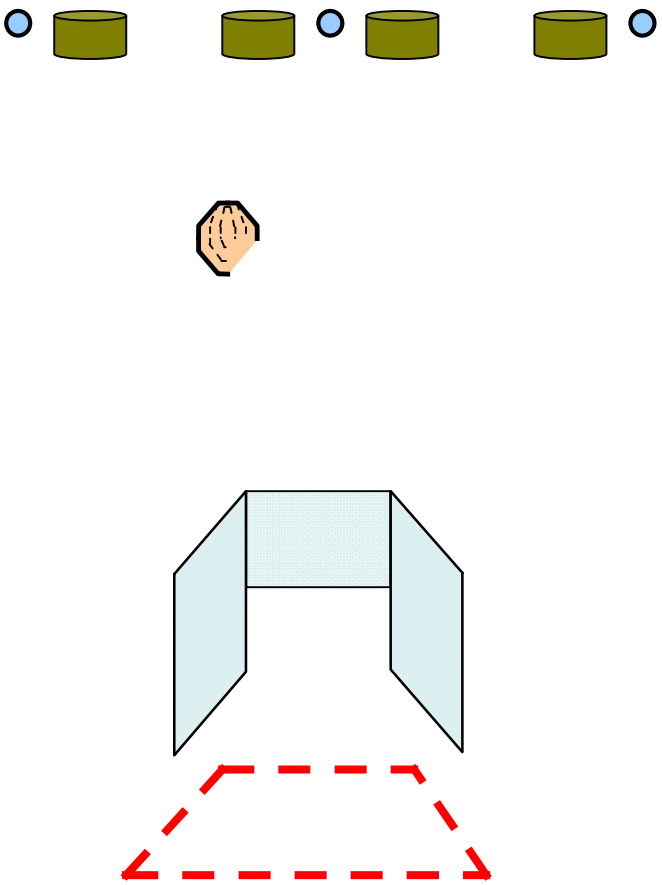

ALSA PRO - LT 2017
STAGE**: 7**
Short Course.
TARGETS: IPSC Targets 4, IPSC Plates 3, No-Shoots 4.
ROUNDS TO BE SCORED:: 11.
MAX POINTS: 55.
START POSITION: Standing anywhere in the designated area, facing down range.
GUN CONDITION: Chamber empty, magazine inserted and holstered.
TIME START: Audible signal.
PROCEDURE: After start signal engage targets.

STAGE 8

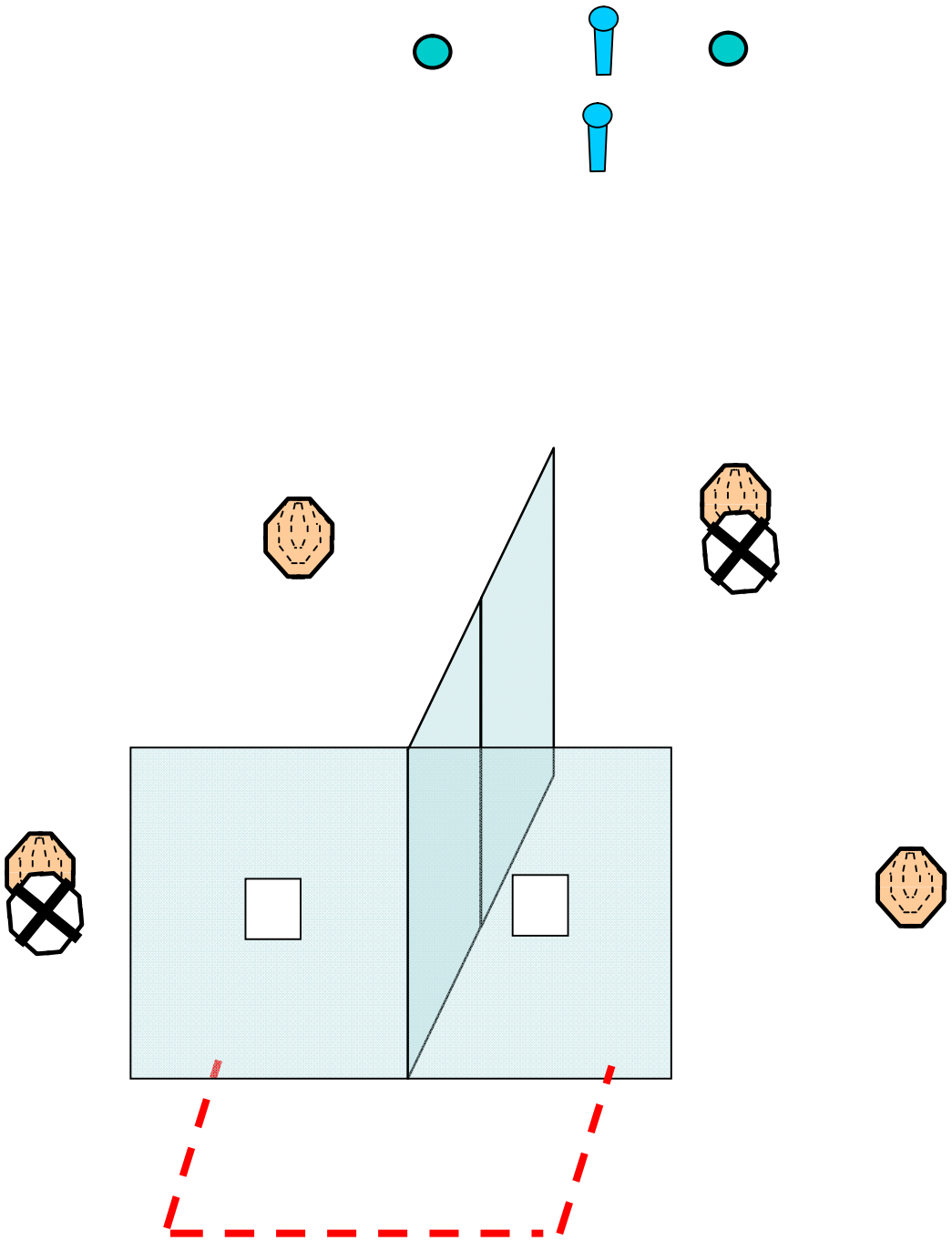

ALSA PRO - LT 2017
STAGE**: 8**
Short Course.
TARGETS: IPSC Targets 4, IPSC Poppers 2, IPSC Plates 2, No-Shoots 3.
ROUNDS TO BE SCORED: 12.
MAX POINTS: 60.
START POSITION: Standing anywhere in the designated area, facing down range.
GUN CONDITION: Chamber empty, magazine inserted and holstered.
TIME START: Audible signal.
PROCEDURE: After start signal engage targets.

STAGE 9

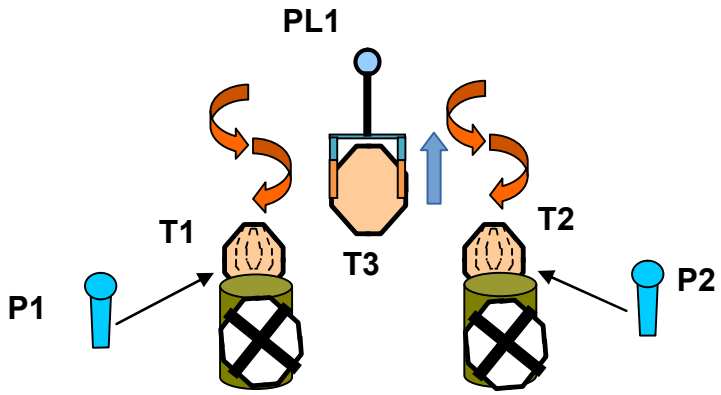

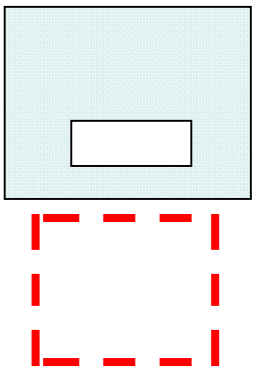

ALSA PRO - LT 2017
STAGE**: 9**
Short course.
TARGETS: IPSC Targets 3, IPSC Poppers 2, IPSC Plate 1, No-Shoots 2.
ROUNDS TO BE SCORED: 9.
MAX POINTS: 45.
START POSITION: Standing anywhere in the designated area, facing down range.
TIME START: Audible signal.
PROCEDURE: After start signal engage all targets.
SPECIAL EQUIPMENT: Popper P1 activates turning target T1, popper P2 activates turning target T2. Plate PL1 activates flipping target T3. Moving targets stay visible at their final positions. (T1 and T2 are not visible before activation.).

STAGE 10

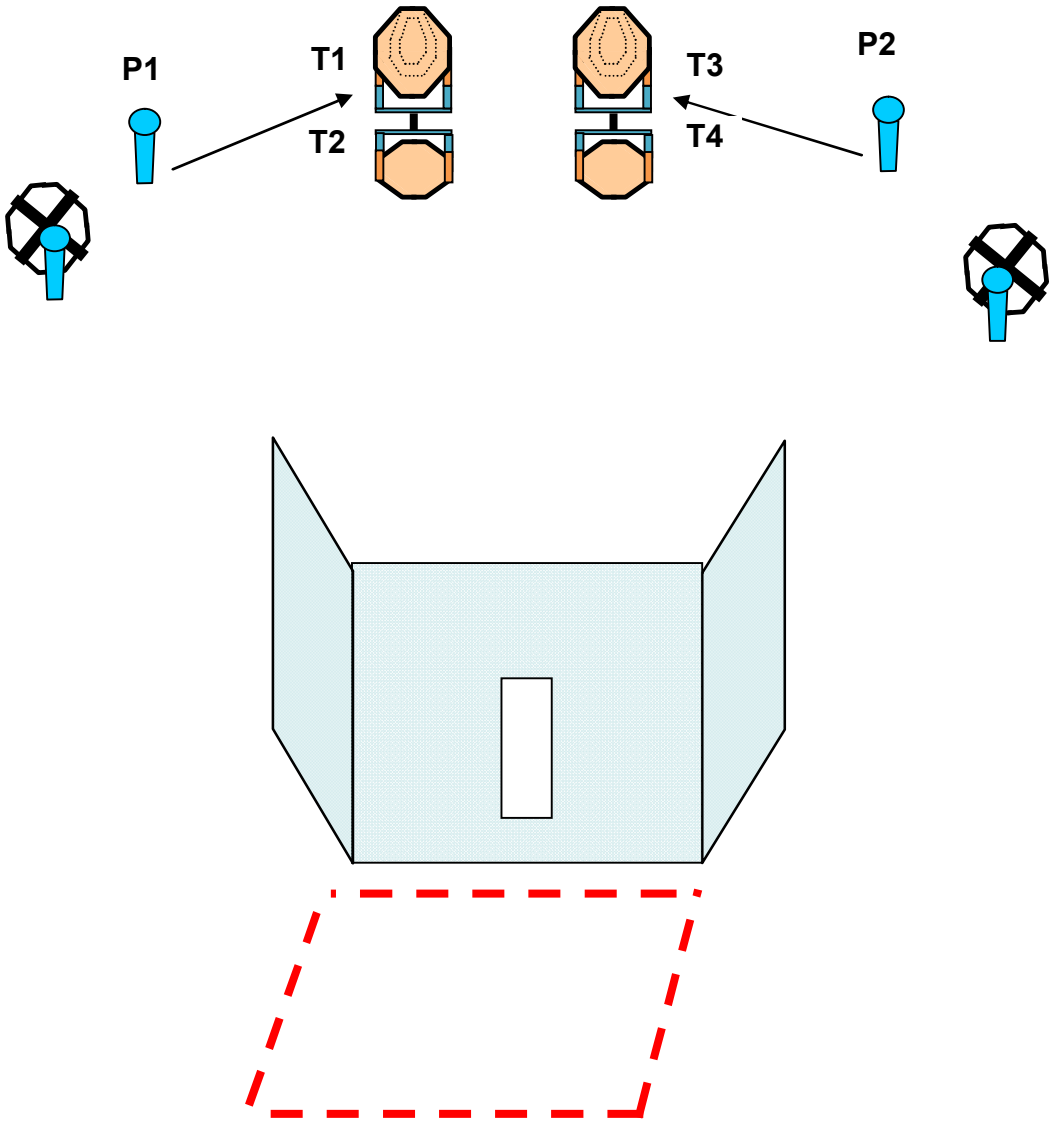

ALSA PRO - LT 2017
STAGE**: 10**
Short course.
TARGETS: IPSC Targets 4, IPSC Poppers 4, No-Shoots 2.
ROUNDS TO BE SCORED: 12.
MAX POINTS: 60.
START POSITION: Standing anywhere in the designated area, facing down range.
TIME START: Audible signal.
PROCEDURE: After start signal engage all targets.
SPECIAL EQUIPMENT: Popper P1 activate flipping targets T1, T2, popper P2 activates flipping targets T3, T4.

STAGE 11

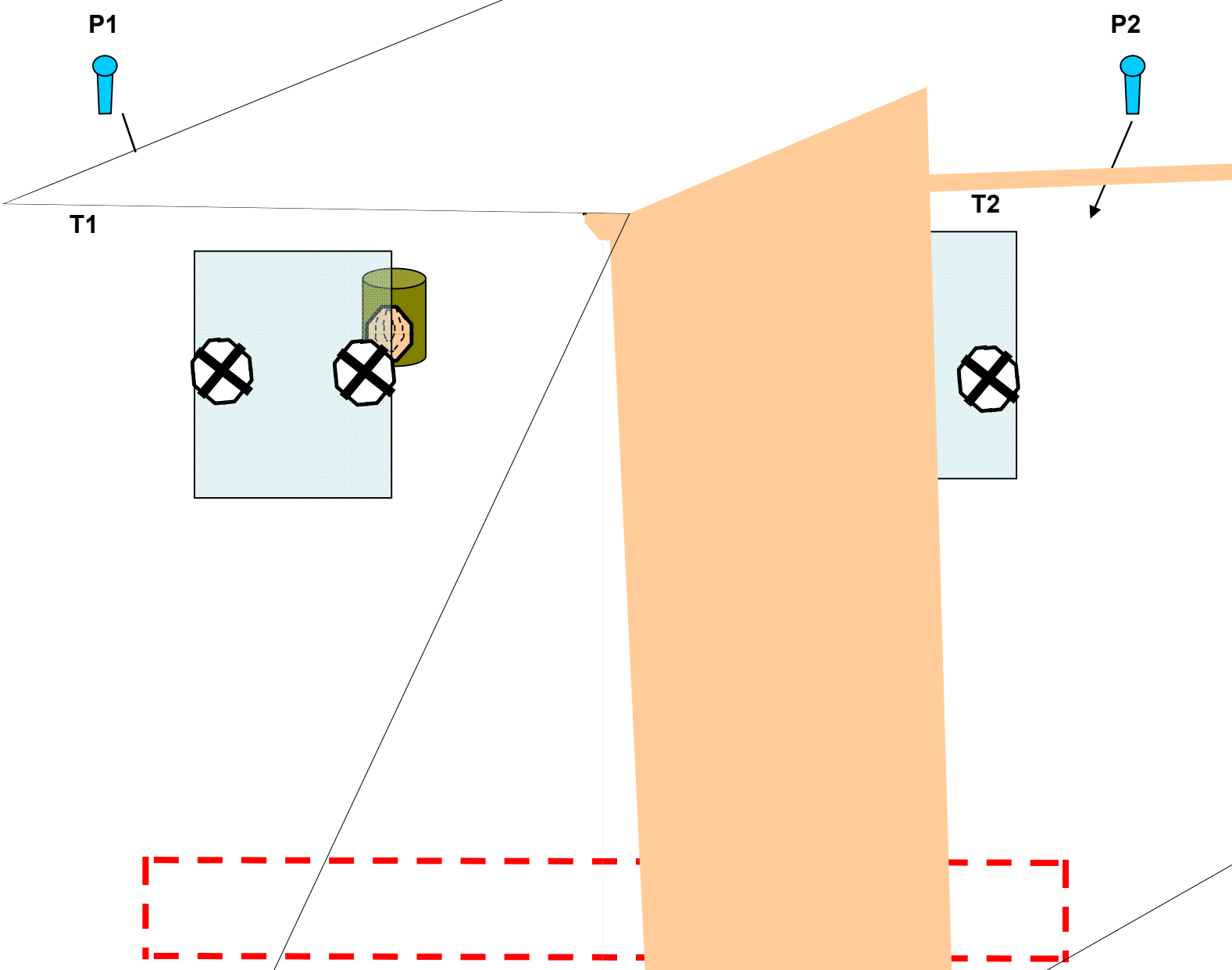

ALSA PRO - LT 2017
STAGE**: 11**
Short course.
TARGETS: IPSC Targets 5, IPSC Poppers 2, No-Shoots 6.
ROUNDS TO BE SCORED: 12.
MAX POINTS: 60.
START POSITION: Standing anywhere in the designated area, facing
TIME START: Audible signal.
PROCEDURE: After start signal engage all targets.
SPECIAL EQUIPMENT: Popper P1 activates turning target T1, popp oving targets stay visible at their final positions. (T1 and T2 are not visible before activation.).

STAGE 12

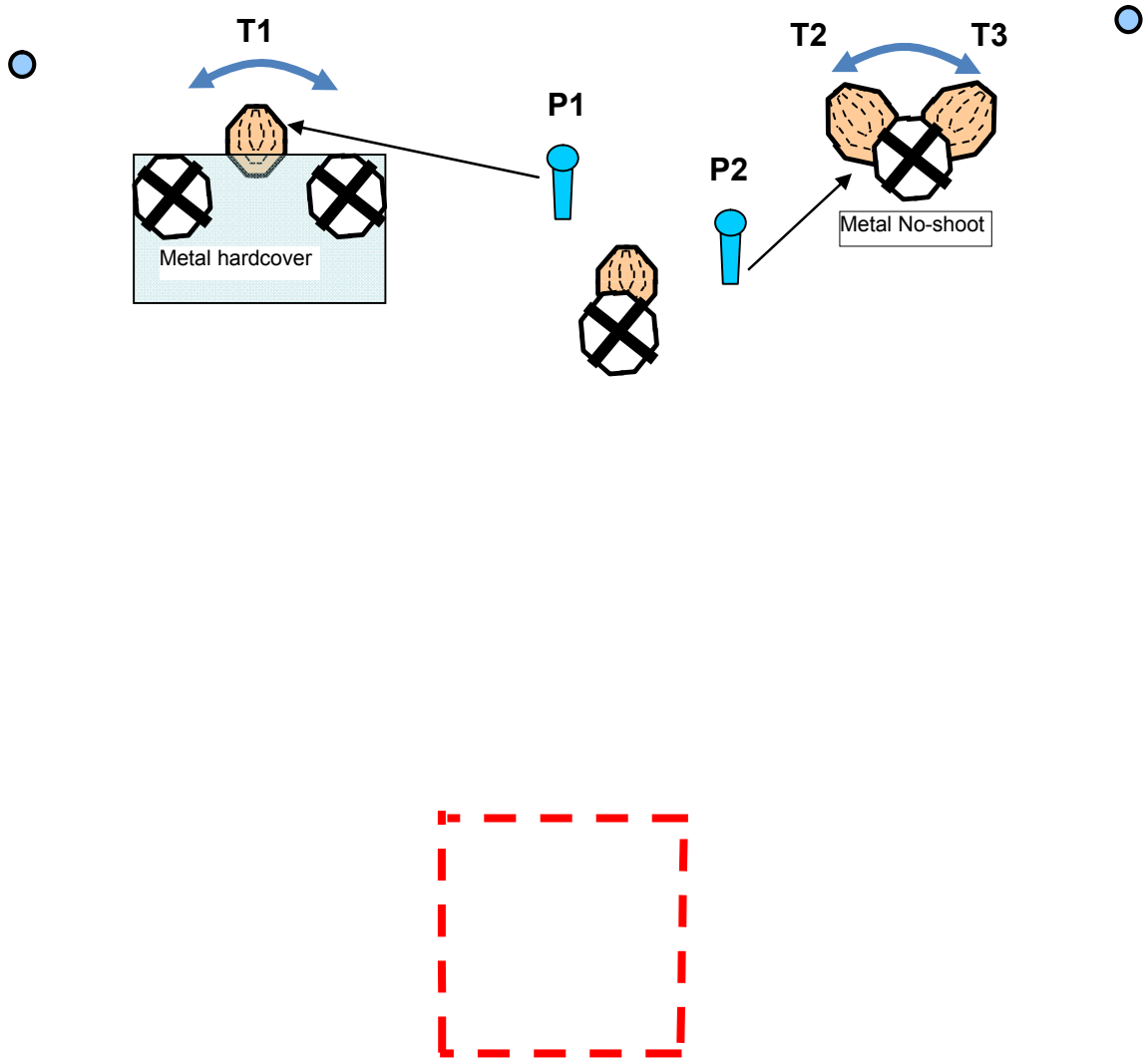

ALSA PRO - LT 2017
STAGE**: 12**
Short course.
TARGETS: IPSC Targets 4, IPSC Poppers 2, IPSC Plates 2, No-Shoots 4.
ROUNDS TO BE SCORED: 12.
MAX POINTS: 60.
START POSITION: Standing anywhere in the designated area.
TIME START: Audible signal.
PROCEDURE: After start signal engage all targets.
SPECIAL EQUIPMENT: Popper P1 activates T1 Swinger which remains visible at rest. Popper P2 activates Swingers T2 and T3 which remains visible at rest.